

MENARDS 36-PAGE CATALOG INSIDE

# CLASSIC TOY TRAINS®

O AND S GAUGE FOR THE OPERATOR AND COLLECTOR

WINTER 2024



MADISON  
HARDWARE  
LIONEL  
RARITIES

## VISIT 80+ LAYOUTS OPEN TO ALL!

INCLUDING THE CALIFORNIA  
STATE RAILROAD MUSEUM



**PLUS**

- 11 PAGES OF HOLIDAY STORIES
- REPAIR A LIONEL WATER TOWER
- LIONEL'S BASE3 REVIEWED

\$12.99



0 74470 01238 2

5 4

Vol. 37 • Issue 4



# NEW!



## LIAM'S FROZEN CUSTARD

O SCALE (275-9284) | HO SCALE (275-9285)

Includes an officially licensed, 1:48 scale  
1958 Dodge® Sweptside (O scale version only)

Fully lit and decorated interior with clerk,  
ice cream, and slushy machines

Brilliantly lit exterior with two adults  
and two children figures, giant ice cream  
cone, garbage can, and evergreen tree,  
and Jack the German Shepherd

# NEW!

## CRIPPLE CREEK SEED & FEED

O SCALE (275-9378) | HO SCALE (275-9379)

Preassembled and ready to go!

Includes figure on loading dock, oil drums,  
pallet, seed bags, various greenery and  
rocks, and Jack the German Shepherd

Decorated with vintage signs on all sides




## SUNOCO® STATION

O SCALE (275-9288) | HO SCALE (275-9289)

Includes two officially licensed, 1:48 scale  
Ford® trucks (O scale version only)

Prelit interior and exterior with lights  
under the canopy

Beautifully decorated station with  
authentic Sunoco® signs and branding



- 18** **Christmas never ends on this O gauge layout**  
Vern and Susan Liljenquist built a permanent holiday display  
BY ROGER CARP

- 22** **Lionel celebrates its anniversaries**  
A great train set after small mementos  
BY ROGER CARP

- 24** **MY GREATEST FIND Shopping for Christmas at Joe, the Motorists' Friend**  
Memories of a retailer and a special Lionel set  
BY ROD HENSHAW

- 28** **Lionel set sparks memories at Christmas**  
A train from 1950 recalls a loving grandfather  
BY PAUL MUSCHICK

- 30** **No more overlooking Lionel's No. D40 display**  
Perhaps the greatest of its kind  
BY ROGER CARP

- 32** **Kansas City and its O gauge masterpiece**  
A great layout for Union Station Kansas City  
BY ROGER CARP

- 38** **COVER STORY Toy train layouts you can visit**  
See some of the hobby's finest displays  
BY RENE SCHWEITZER

- 44** **Madison marketing 101**  
Special Lionel models created by that famous retailer  
BY PAUL LEONE PETERS

- 48** **WEEKEND WORKSHOP Rehab a Lionel No. 38 Operating Water Tower**  
Get your tower pumping again  
BY JIM BIELANSKI

- 52** **Flyer familiarity breeds content**  
Rocky and Suzanne McAlister stick with tradition  
BY ROGER CARP

- 59** **LOCOMOTIVES WE LOVE Lionel's No. 41 switcher**  
An engine from childhood still holds a place of honor  
BY BOB KELLER



## IN EVERY ISSUE

- 4** **Editor's desk**
- 6** **Your letters**
- 8** **Your photos**
- 12** **News & reviews**  
Lionel Base3, MTH FP45, Atlas GP38-2, LCCA boxcar, and more
- 17** **Collectible classic**  
Wyandotte Toys windup train set
- 66** **Questions & answers**  
Lionel F3s won't run; 022 switches are sluggish, and more
- 71** **Ad index**
- 74** **Tips & tricks**  
Create Christmas flatcar loads

COVER PHOTO CREDIT: KELLY HUSTON/COURTESY OF THE CALIFORNIA STATE RAILROAD MUSEUM FOUNDATION

CLASSIC TOY TRAINS (ISSN 0895-0997, USPS 005-466) is published quarterly in January (Winter), April (Spring), July (Summer), and October (Fall) by Firecrown Media Inc., 605 Chestnut Street, Suite 800, Chattanooga, TN 37450. Periodicals postage paid at Chattanooga, TN and additional mailing offices. POSTMASTER: Send address changes to Classic Toy Trains, PO Box 850, Lincolnshire, IL 60069.



# Salute to authors and contributors

You make CTT a better publication

Working with contributors is one of my favorite parts of being an editor. We have longtime contributors who are willing to write about any number of subjects, and it's reassuring that I can assign an article, give a deadline, and know everything will be handled appropriately.

That being said, it's also fun to work with a new contributor who may submit an unsolicited article. Sometimes I need to deliver the unfortunate news that we aren't interested, but many times we can work together to create a great future story. That was the case with this issue's "Weekend Workshop" and "Tips" articles.

Senior Editor Roger Carp works diligently to find pictures for "Your Photos" as well as feature stories about layouts and collections. Over the



**Contributing Editor Bob Keller joins me in the video studio to film an unboxing of Lionel's Base3 system.**

Ben Lake photo

years, he's discovered and worked with dozens of great contributors.

Roger and I are tickled when a contributor emails or calls after an issue is printed, thanking us for running his/her article. We should be thanking *you* for submitting your ideas to CTT. It's impossible for any one person to be an expert on every facet

of the hobby. We are better together — sharing that information so everyone can benefit.

If you have an article idea (we're especially looking for American Flyer layouts, short how-to stories, and postwar collectibles), please email me.

*Rene Schweitzer*

**Rene Schweitzer, Editor**

Feel free to send comments and questions to [editor@ClassicToyTrains.com](mailto:editor@ClassicToyTrains.com)



## SETTING NEW "STANDARDS"

I received an email from Kirk Lindvig, who, along with Chris Bogus, owns USA Track LLC. They make their Standard gauge track right here in the U.S.! Read an interview with them and see photos of their manufacturing process on [Trains.com](http://Trains.com).

## » SUBMISSIONS?

Articles and photos are paid after publication. Before preparing an article, contact us to determine interest. To submit an article or photos, email [editor@classictoytrains.com](mailto:editor@classictoytrains.com) or send materials to *Classic Toy Trains*, 18650 W. Corporate Dr., Suite 103, Brookfield WI 53045. Submission guidelines are available at [trains.com/ctt/magazine/contributor-guidelines](http://trains.com/ctt/magazine/contributor-guidelines). *Classic Toy Trains* assumes unsolicited materials are contributed gratis. We assume no responsibility for the safe return of unsolicited material.

*Written communication regarding your Classic Toy Trains magazine subscription will arrive from Lincolnshire, IL, instead of Big Sandy, TX, beginning in Spring 2024. Renewals and invoices received with a Lincolnshire, IL, return address are legitimate notices about your subscription. We thank you for your continued interest in CTT!*

## CLASSIC TOY TRAINS

### OUR MISSION

*Classic Toy Trains* is the indispensable source for toy train hobbyists. Our mission is to enhance our readers' enjoyment of the toy train hobby by publishing useful information and engaging insights about layouts, how-to projects, and hobby news and heritage.

**Rene Schweitzer** Editor  
**Roger Carp** Senior Editor  
**Lisa M. Schroeder** Assistant Design Director  
**Cody Grivno** Group Technical Editor  
**Nastassia Putz** Copy Editor  
**Bob Keller, Chris Montagna, Stan Trzoniec** Contributing Editors  
**Monica Freitag** Editorial Assistant  
**Kellie Jaeger** Illustrator  
**Production Director** Kelly Kramer Weekley  
**Operations Specialist** Melissa Valuch  
**Production Specialist** Sue Hollinger-Klahn  
**Martha Stanczak** Ad Sales Representative

### TRAINS.COM

**A. David Popp** Director  
**Kent Johnson** Executive Producer  
**Mitch Horner** Assistant Digital Editor  
**Lucas Iverson** Staff Writer

### FIRECROWN

**Chief Executive Officer** Craig Fuller  
**President** David Bradford  
**Chief Strategy Officer** Keith Beckman  
**Chief Commercial Officer** Preston Brown  
**Chief Operations Officer** Nicole McGuire  
**Chief Financial Officer** Lan Phan  
**Controller** Amanda Joyce  
**Vice President, Creative** Barry Carpenter  
**Group President, Hobby Division** David Carr  
**Group President, Aviation Division** Lisa DeFrees  
**Group President, Marine Division** Glenn Sandridge  
**Editorial Director** Meg Scarbrough  
**Vice President, General Counsel** Darren Caputo  
**Human Resources Director** Suzie Lenagar

**Liz Runyon** Circulation Director  
**Angela Cotey** Director of Digital Strategy  
**Kathy Steele** Retention Manager  
**Kim Redmond** Single Copy Specialist

### ■ CUSTOMER SALES & SERVICE

**Phone:** 877-243-4903  
**Outside U.S. and Canada:** 847-313-3921  
**Customer Service:** [ClassicToyTrains@Omeda.com](mailto:ClassicToyTrains@Omeda.com)

### ■ ADVERTISING DEPARTMENT

**Martha Stanczak**  
**E-mail:** [martha.stanczak@firecrown.com](mailto:martha.stanczak@firecrown.com)

### ■ RETAIL ORDERS & INQUIRIES

Selling *Classic Toy Trains* magazine or products in your store:  
**Email:** [terri.meunier@firecrown.com](mailto:terri.meunier@firecrown.com)

### SUBSCRIPTIONS

**Single copy:** \$12.99 (U.S.). **Print + digital subscription rate:**  
 U.S.: 1 year \$47.95. Canadian: Add \$7.00 postage. Canadian price includes GST, payable in U.S. funds. All other international: Add \$10.00 postage, payable in U.S. funds, drawn on a U.S. bank. (Canadian price includes GST) BN 12271 3209 RT.

Copyright © 2024 Firecrown Media Inc., all rights reserved. This publication may not be reproduced in any form without permission. Printed in U.S.A. Lionel and Gilbert catalog art reprinted with the permission of The Lionel Corporation.




**FIRECROWN**





# LIONEL OPERATING TRAIN SOCIETY




**Join LOTS Today!**  
Member benefits Include:

- \* Switcher magazine- still 6 times per year.
- \* Exciting conventions- Akron/Cleveland in 2025.
- \* Limited edition club cars- for members only.
- \* Lionel catalogs mailed to Club members.



For club or car info, visit [www.lots-trains.org](http://www.lots-trains.org) or call 513-598-8240

## THE FOUR ESSENTIAL LIONEL COLLECTOR GUIDES: 1901-'42 • BY BRUCE GREENBERG




**NEWEST**


**Lionel O Ga.  
Volume 3,  
1937-1942**

**FOR INFORMATION,  
PLEASE VISIT MY WEBSITE  
(brinkmannpub.com)**


or call 571-723-2333 or email  
[bruceCgreenberg1@gmail.com](mailto:bruceCgreenberg1@gmail.com)



Lionel Standard and  
2-7/8" Gauges



Lionel O Gauge,  
Vol. 1, 1915-1928



Lionel O Gauge,  
Vol. 2, 1929-1936



## SWITCHES & TRACK

**for all 3 Rail O Gauge & O27 Trains**  
*Demand them from your dealer or call us direct!*


*Visit us at:* **[www.rossswitches.com](http://www.rossswitches.com)**

**A sampling of some of our neat curved switches.**


All now available remote control ready to run!

*Featuring  
ALL WOOD TIES  
and STEEL RAIL!*

*All RCS Products  
are Proudly Hand  
Made in the USA*



072 outside 054 inside



096 outside 072 inside

*New*

**#240RH #241LH curved**  
0120 outside curve  
096 inside curve  
**#150RH #151LH curved**  
054 outside curve  
031 inside curve

*Not Shown*

# ROSS CUSTOM SWITCHES

1-800-331-1395 CALL FOR FREE COLOR CATALOG





## The Polar Express layout

Thanks for the information on building the O gauge *Polar Express* project layout in the November/December 2023 issue of *Classic Toy Trains*. I just finished my version (see photo above). I did all the work, including the addition of a wraparound wall mural. Nothing on the layout is permanent, because I plan to disassemble it after Christmas to start work on another layout! — **Frank Palfi, Avondale, Ariz.**

## Ahead with hope

I can't begin to tell you how relieved I was to hear that Rene and Roger will be staying on. I had been wondering how the acquisition of CTT by Firecrown Media would affect the magazine and the people there whom I've frequently worked with.

I was pleased to read Craig Fuller's welcoming message in which he stated his intention to keep CTT as a print magazine. Best of all, he has a positive outlook about the future of model railroading and is building a small layout with his young son. — **Eric Beheim, Descanso, Calif.**

## Flyer on the cover?

I was interested to learn about the change in ownership of *Classic Toy Trains*. I wish everyone associated with it well during the transition and am especially delighted that Roger Carp will remain on the staff.

I have been a CTT subscriber since the beginning and have a suggestion.

Although coverage of American Flyer has become vastly better over the years, only a few covers have featured a Flyer train — all during the magazine's early years. It would be great if you put a Flyer

engine or an S gauge layout on the cover.

— **Ronald Roehm, Elkins Park Pa.**

## Help with Lionel parts

I enjoyed Lyle Leverich's article about detailing a Lionel No. 2465 Sunoco double-dome tank car in the Fall issue and want to do the same. Where did he get the parts? — **Jack Smith, Rochester, N.Y.**

They came from *The Train Tender* in Bloomfield, N.Y. ([www.ttender.com](http://www.ttender.com)). Lyle says he used Nos. HR-2 .041 handrail stock and 715-10 tank car ladder. — **Editor**



## More powerhouse steamers from Lionel

Hearing from *Classic Toy Trains* readers about the locomotives they love means votes for one of Lionel's great early postwar Nos. 671 and 726 steam engines.

I fully agreed with John Huegel from nearby New Braunfels, Texas, who wrote about his Lionel No. 225E steam engine in "Locomotives We Love" in the Summer 2024 issue of CTT. I also salute Lionel prewar and postwar trains, because Lionel kept it simple and dependable during those times!

My Lionel No. 726 2-8-4 Berkshire steam engine and tender from 1948 — well-worn but still running nicely — proves my point about the excellence of older trains. So also do my Lionel Nos. 2046, 2055, and 2065 steamers; each of them plugs along with the spirit of a wild mustang! Wish my modern stuff did too! — **Robert Hars, Belton, Texas**

## Does YOUR layout need MORE character?



We make over 500 PEWTER Figures AND Accessories in O and S Gauge and are the ONLY manufacturer making and painting them IN THE USA-- NOT CHINA-- like all the others. \$9.95 shipping.

VISA, MC & DS orders call 1 800 316-2493. For Information: 302 455-0195.

**Realistic Figures Bring Your Layout to Life!**

Visit us at [www.arttista.com](http://www.arttista.com) for color photos of our complete line

**ARTTISTA**  
ACCESSORIES

105 Woodring Lane Newark DE 19702



Authorized  
**Lionel, MTH and  
Bachmann** dealer



**MARIO'S TRAINS™**  
THE SOURCE FOR THE ENTHUSIAST

Mention  
this ad for  
**FREE** shipping  
anywhere in  
continental  
USA

**GIVE US A CALL (540) 868-0025**

**mariostrains.com**



Blow the whistle! Blast the  
horn! East Main Trains  
store is now open!  
240-288-3330

**BUY, SELL, REPAIR.**  
**O & HO GAUGE - MTH, LIONEL & ATLAS**

**WWW.EASTMAINTRAINS.COM**  
use code: EMTCTT5  
for 5% off your first order!

6 East Main Street, Thurmont, MD 21788



Remember how much fun it was?  
**It still is!**  
Lionel Collectors Club of America  
[www.lionelcollectors.org](http://www.lionelcollectors.org)



National Convention 2025, Scranton, PA  
Unique collectible engines and rolling stock  
Members-only website access to Lionel, Ives and AF historic catalogs  
Access to LCCA's standardized Modular O gauge layout system  
"Ask The Expert" for all model train questions  
Five Member magazines per year  
Free Lionel catalogs mailed to members\*  
Four Buy/Sell magazines per year  
Free on-line listings to buy and sell trains  
Kid's Club  
Electronic membership option  
10% Discounts on Lionel's online store\*\*  
Access to LCCA online store  
\*Only when printed by Lionel. \*\*Some exclusions apply.

Join now! Call (815) 223-0115 or visit our website for details and to join.



**LIONEL COLLECTORS CLUB of AMERICA**  
EST 1970

The Best Toy Train Club on the Planet!™

815-223-0115 • [lionelcollectors.org](http://lionelcollectors.org)



**TRAINS**  
Buy, Sell, Consign!  
Get in the Action!

**www.bodnarsauktion.com**  
Online Auctions!

Member of the TCA  
Collecting for over 50 years!

We Understand  
Your Collection! **SOLD!**

**BODNARS AUCTION**  
1-866-349-7378

**BRADY'S**  
TRAIN OUTLET

1046 S Main St., Greensburg, PA  
[www.bradystains.com](http://www.bradystains.com)

**EXCLUSIVE**

LAY-A-WAY AVAILABLE



LIONEL 2431950 LEGACY  
CNJ BLUE COMET 4-6-0 #168 &  
6 WOODSIDE PASSENGER CARS



LIONEL 2431980 NORFOLK &  
WESTERN LEGACY H7 2-8-8-2 #2402



LIONEL 2433850 CSX CHESSIE  
HERITAGE LEGACY SD45 #8908



**Send your best pictures** of toy train subjects to CTT Photo Album, 18650 W. Corporate Dr., Ste. 103, Brookfield WI 53045. Please include your name, address, and daytime phone number; a description of each image, with the gauge and make of the train; and the name of the photographer or layout owner. Email digital photographs (1 mg or larger) to [photoalbum@ClassicToyTrains.com](mailto:photoalbum@ClassicToyTrains.com)

If you send us a photograph and we decide to publish it, we will pay you \$50 as long as we have not previously bought the photo.

### ► Ronald and Janet Clemons' O gauge model railroad

Almost 30 years after some reissued Lionel Santa Fe F3s inspired Ronald Clemons to return to the toy train hobby, this resident of Oregon, Ill., is having more fun than ever with O gauge trains. The best times for Ronald and his wife, Janet, come at Christmas, when they put a loop of regular and illuminated FasTrack plus Department 56 structures under their decorated tree and run many of their favorites. Under the spotlight today is a No. 82716 LionChief Mickey's Holiday to Remember set from 2016.

### ▼ Thomas Dubusky's O gauge layout

The heavy snow that fell early in December has just about disappeared from the streets and right-of-way on the O gauge railroad Thomas Dubusky enjoys sharing with friends who stop by his home in Lexington, Ohio. Left almost speechless by the number of structures he has arranged under the tree ("68 and counting," Tom reports), they quickly recover and ask if they can run the Lionel No. 30016 New York Central Flyer freight set shown here being led by its 4-4-2 Atlantic steamer.







### ▲ Wayne Zebron's S gauge layout

We at *Classic Toy Trains* have since 1987 looked at many thousands of pictures of Christmas displays, and so many of them use old-time trains, just as Wayne Zebron has done in LaSalle, Ill. He says that for the S gauge layout he put under a Christmas tree hung with lots of ornaments crafted by his sister, Diane, nothing enhances feelings of nostalgia and holiday cheer like his prized American Flyer No. 21088 Franklin 4-4-0 steam engine and tender pulling four cars. Wayne replaced the cannon on the flatcar with Christmas items so it wouldn't frighten the residents of the small village consisting of structures and details from Dickens Collectables.





### ▲ Ed Clouser's O gauge layout

Life can be pretty quiet on the dreary days after Christmas on Ed Clouser's 5 x 16-foot O gauge layout. Youngsters, tired of their new toys, look for diversions, and so Ed invited them to explore the railroad museum he created on his four-level display in Chesnee, S.C. A few hardy people have braved the snow and sleet outside to spend a day inside the covered structure where many locomotives and passenger cars are housed. Ed, as you can tell, loves Marx trains, especially the Canadian Pacific steam engines facing the camera. His roster of locomotives and rolling stock spans the grand history of Marx, starting with Joy Line pieces from the 1930s and then running through the glory years of the 1950 all the way up to the 1990s with the revived line developed by Jim and Debby Flynn.



### ◀ Dave Amans' O gauge layout

Lots of people choose to develop a Christmas train display right on the floor or carpeted area under their decorated tree. Dave Amans has adopted a different approach for his O gauge display in Ontario, N.Y. A few years back, he decided to permanently secure a loop of GarGraves track to a sheet of plywood that he covered with cloth. Every year, Dave manages to shift the platform into position by the tree. After the holidays, when he has been busy running his Lionel No. 260E steam engine and tender from pre-World War II days, he takes down the tree and carefully puts the delightful display with its track back into storage so it's ready the following year.



### ► Mark Nale's O gauge model railroad

A tale of two layouts — that phrase pretty much describes what's going on at Mark Nale's home in Port Matilda, Pa. While making progress on an O gauge railroad characterized by realistic scenery, he realized that an area behind a wall of his train room he had been using for storage could be transformed to serve as the site of a holiday-themed layout loaded with operating accessories to entertain his six grandchildren. He added a wintry photo backdrop to suggest the scene he shot of a Pennsylvania RR NW2 diesel switcher from Williams pulling a Great Northern boxcar from K-Line over an oval of Lionel FasTrack extended far beyond the ceramic buildings here.



### ▲ Patrick Maul's O gauge layout

When asked about the picture submitted to Photo Album, O gauge enthusiast Patrick Maul described this scene as "1955 meets 2022." What this modeler from Saint Cloud, Fla., meant was that the handsome Santa Fe diesels from Menards were added to his roster two years ago. The Lionel passenger cars behind them were added almost 70 years ago, when as a child he received for Christmas of 1955 O-27 set No. 1534. Often, Patrick will run his boyhood No. 2328 Burlington GP7 road diesel with the No. 2430-series streamliners instead of the Menards units.



# Lionel Base3 command base

THE LONG-AWAITED CONTROL SYSTEM IS FINALLY AVAILABLE

**T**he latest addition to the digital world of model railroading arrived on shelves in July. Heralded as the bridge to connect all Lionel operating systems, and fittingly designed to look like the Hell Gate Bridge (the unit measures 10.3" x 5.4"), the Base3 offers a "plug and play" setup.

The Base3, according to the control.lionel.com website, is compatible with Lionel's Legacy, TrainMaster Command Control (TMCC) and LionChief, LionChief+, and FlyerChief locomotives. The Base3 works with Legacy Cab2 or Cab-1L hardware remotes as well as the new Cab3 app (for Apple or Android devices).

The Lionel Base3 is packaged with a quick start guide, an antenna, a USB cable, and a black writable memory module. Lionel does not provide a printed manual, nor does it provide a full PDF manual online. According to Lionel, it purposely did not create a PDF manual so it would be able to update its documentation as needed.

Setup is pretty easy. You connect the ground (U post)

to the back of the Base3 and then plug the Base3 into a wall outlet. The unit has the capability to connect to a Wi-Fi network or act as an access point (AP), emitting its own network to which you can connect a device.

I first tried to use the WPS option to connect to my home network, but that failed. I believe my router was too far from my Base3. You can connect the Base3 to your home network by manually inputting your network information. Connecting this way seems to make the app a little easier to use.

If you intend to use the app while the Base3 is operating as an access point (emitting its own Wi-Fi), you'll need to connect the app to the Base3 each time you reopen the app. I found this delay frustrating, especially since I was not using a dedicated device just for layout operation.

## CONNECT/PROGRAM

Using the Cab3 app, Cab-1L remote, or Cab-2 remote, you can connect to the Base3 and begin to program and run your locomotives.

## LIONEL BASE3 COMMAND BASE (PRODUCT NO. 2208010)

**MRSP:** \$499.99

**Website:** control.lionel.com (product information) or lionel.com (ordering)

**More Base3 coverage on Trains.com**

- Watch an unboxing and short demonstration
- Installation on the Milwaukee Lionel Railroad Club's layout

Connecting the remote to the Base3 is straightforward. There is a "remote channel" button on the front of the Base3. When you press this button, the yellow indicator light will flash; the number of flashes will indicate the channel the Base3 is set to.

You can change the channel by pressing the "remote channel" button again; this will switch the channel each time you press it. Once you have the Base3 set to the channel of your remote, you can cycle the power of the Base3 and test the connection by inputting a command on your remote. If the yellow light on the front of the Base3 illuminates as the command is being inputted, you'll know the connection is complete.

One of the biggest hang-

ups for me was that my entire engine roster needed to be loaded onto the Base3. The only way to do that was to take a black writable memory module and use the Lionel System Utility on a PC to write a multi-engine module. Lionel has said that there will soon be a way to connect the system utility to the Base3.

Adding a new locomotive is the same as it's always been if you are using a Cab-2 remote. The Cab3 app allows you to program certain locomotives with a 4-digit address instead of the 2-digit limitation of the Cab-2 remote.

One of the main purposes of the Base3 is to create a single unit to run all Lionel models, including LionChief engines that use RF or Bluetooth signals. The Base3 has switches on the front to put a Bluetooth- or radio-frequency-equipped LionChief engine into program mode. You can then use your Cab-2 remote to "set" the locomotive into the remote using a specific range of engine IDs.

The Cab3 app has features I wasn't able to describe in this review. The wait for the Base3's arrival is finally over, and now we enter the phase of implementation, which we can't expect to be without hiccups. — Chris Montagna



➤ Get more O gauge action on the Chris's Trains & Things channel on YouTube.



# MTH RailKing FP45 diesel locomotive

A SIX-AXLE PASSENGER ENGINE WITH NICE FEATURES



**T**he FP45 diesel was a passenger locomotive first produced by the Electro-Motive Division of General Motors in 1967 at the request of the Atchison, Topeka & Santa Fe Ry. Only 14 units were made, nine for the Santa Fe and five for the Milwaukee Road. By the early 1980s, all but one of them were out of service or scrapped. Six units survive in museums today.

The first MTH O gauge RailKing version of the FP45 was available in 2005. *Classic Toy Trains* last reviewed it in 2010 with that version being equipped with Proto-Sound 2.0. The 2024 release has Proto-Sound 3.0 and an onboard DCC/DCS decoder.

The locomotive measures 18½" long. It scales out very closely to 1:48 scale, which would be 18.03" according to the prototype length. I can't quibble about such a small difference. The RailKing FP45 weighs 4 lb. 11 ounces.

The paint on our Wisconsin & Southern model was crisp and nicely applied. Even the intricate areas on the WSOR logo were even and

clean. I noticed a slight bit of feathering of the black paint on the nose, but you'd have to look pretty closely to see it. I should note that WSOR (and some of the other road names MTH offers) did not own FP45 engines.

## ON THE TRACK

I tested the engine first with an MTH Z-4000 transformer in conventional mode. There can be up to a 60-second delay from the time you apply power to when the engine responds. It took about 18 volts of power before the engine responded. I could use the bell and horn. I also tested it using our Lionel ZW transformer, but then was able to

make only the bell ring.

To take advantage of all the engine's features, you need to use MTH's Digital Command System (DCS), either via the remote control or the app. (For more on DCS, see my review of the MTH Shay in the Summer 2024 issue of CTT.) I tested the FP45 with both the remote and the app, and the engine ran smoothly with no issues.

The model has a drawbar pull of 39 ounces. That's equivalent to 117 free-rolling freight cars on straight and level track.

The sound system in this engine is fantastic! The quality has come a long way in this hobby.

An oddity I encountered is that the classification lights blink during operation. Classification lights on the prototype are steady on. I reached out to MTH for clarification but did not receive a response, so I'm not sure if this is intentional or a glitch with this particular engine.

The MTH website says this engine will operate on O-31 curves. Our CT&T layout has O-42 curves, and though the model had no problems on it, I still wouldn't try running it on anything tighter than O-31 given the engine's truck size. It may navigate those curves, but it won't look great doing so.

All in all, the MTH FP45 diesel is a solid engine with a great sound system. It would make a worthy addition to your O gauge passenger fleet. – Rene Schweitzer

*Thanks to Sommerfeld's Trains & Hobbies in Butler, Wis., for the loan of this engine for testing.*



**Find more reviews online:**

- MTH O-4-0
- Menards Liam's Custard stand
- Menards Cripple Creek Feed & Seed
- ScaleTrains S scale caboose
- USA Track Super Standard Gauge track
- Lionel Legacy S2 switcher

## MTH RAILKING EMD FP45 DIESEL WISCONSIN & SOUTHERN (NO. 30-21220-1)

**Features:** Proto-Sound 3.0, O-31 curve operation, onboard DCC/DCS decoder, 2 remote-controlled Proto-Couplers, operating ProtoSmoke diesel exhaust, 2 engineer cab figures

**Road names:** Burlington Northern, Daylight Locomotive & Machine Works, Great Northern, Montana Rail Link, Santa Fe, Susquehanna, Wisconsin & Southern

**Price:** \$429.95

**Website:** mthtrains.com





### Seedy structure:

Menards has released Cripple Creek Feed & Seed (No. 275-9378). The O gauge structure measures 8" x 6" x 4 $\frac{3}{8}$ ", including the base. It includes scenic details, weathering, and Jack the German Shepherd. **Price:** \$39.99. Order from [menards.com/trains](https://menards.com/trains).



### Handy guide:

Bruce C. Greenberg has completed the third and final volume covering the prewar history of Lionel O gauge locomotives and rolling stock from 1915 to 1942. The 344-page hardbound *Greenberg's Guide to Lionel Trains, O Gauge: 1937-1942* includes chapters about Lionel's marketing plans and innovative engineering. **Price:** \$110 plus \$7 shipping. Order at [Brinkmannpub.com](https://Brinkmannpub.com) or by calling 571-723-2333.



**Super track:** USA Track LLC, 45 Bragg Hill Rd., West Chester, PA 19382, offers Super Standard gauge track. The Standard gauge track is available in 7", 14" and 36" straight sections and four diameters of curved sections. All sections are manufactured in the USA. For pricing and information, visit [standardgaugetrack.com](https://standardgaugetrack.com) or email [standardgaugetrack@gmail.com](mailto:standardgaugetrack@gmail.com)

**Custom flatcar:** Golden Gate American Flyer Club has announced a custom-run Lionel State Belt RR flatcar with beams in S gauge. The cars are sold in two packs with different numbers and come in a commemorative box to celebrate the 90th anniversary of the opening of the Golden Gate Bridge. **Price:** \$170 plus \$15 shipping. Order from [ggaafc.org](https://ggaafc.org)



**Tinplate returns:** MTH Electric Trains has announced six new Detroit Monorail sets as part of the Tinplate Traditions line. Each O gauge offering will be available as both a traditional model and a contemporary model with Proto-Sound 3.0 (No. 10-3052-0 shown). The three-car sets include one powered car with interior lighting and two non-powered cars with interior lighting. Expected delivery in December 2024. **Price:** \$799.95. Website: [mthtrains.com](https://mthtrains.com)



**Sweet boxcar:** Lionel Collectors Club of America (LCCA) is now selling a custom-run Lionel Krispy Kreme boxcar (No. 2401190). The car measures 10 $\frac{1}{2}$ " long with opening doors and can operate on O-27 curves. **Price:** \$95 shipped. To learn more, visit [lionelcollectors.org](https://lionelcollectors.org) or call the business office at 815-223-0115.



**Hauling liquids:** Atlas O, 378 Florence Ave., Hillside NJ 07205, has added a Funnel Flow Tank Car to its Premier line. The model features separate metal handrails and details and operates on O-27 curves. It's available in nine different paint schemes in both two- and three-rail versions (No. 3001760 shown). **Price:** \$94.95. Website: [shop.atlasrr.com](https://shop.atlasrr.com)



## News bits



### ■ Lionel kicks off 125th anniversary

Lionel Trains announced the start of its 125th-anniversary celebration on October 1. Lionel's celebration will pay tribute to its illustrious past while looking ahead to the exciting future of model railroading. The anniversary will be marked by a series of special events, limited-edition releases, and interactive experiences designed to engage lifelong enthusiasts and introduce new audiences to the magic of Lionel Trains.

"This 125th anniversary is not only a celebration of our legacy but also a reflection of the enduring passion and loyalty of the Lionel community," said Mike Phillips, SVP/GM of Lionel Trains. "We are deeply grateful to our dedicated customers and partners who have supported us throughout this journey. As we look to the future, we remain committed to delivering the highest quality products and experiences."

For details, visit [Lionel125.com](http://Lionel125.com).

### ■ In memoriam: Tom McComas

One of the most influential shapers of the contemporary toy train hobby, died in Michigan City, Ind., on Aug. 8, 2024, at the age of 86. He left an indelible mark on the hobby, starting as an author in the 1980s and then proceeding to write and produce a vast number of introductory and advanced videos.

Lionel enthusiasts became familiar with Tom's research, writing, photography, and sense of humor when he collaborated with friend Jim Tuohy to bring out a

six-volume set of books, *A Collector's Guide and History to Lionel Trains*, in 1987.

Soon, their business, named TM Books & Video, was putting out price and rarity guides.

Then in 1988 Tom made the first of the videos on which he built his reputation. Perhaps the most memorable and touching of the videos filled the great *I Love Toy Trains* series. They influenced generations.

We offer condolences to Tom's family. — Roger Carp



**Custom Model Railroads**  
Nation's #1 Source for laser cut bridge solutions. Now offering 3D printing.  
You dream it. We build it.

[www.trainlayouts.com](http://www.trainlayouts.com) • 973-366-5788

#### We specialize in:

- Complex Multi-Level Track Plans
- TMCC™ and DCS Control Systems
- Multi-Train Operation
- Operating Accessories
- Yards and Switching
- Highly Detailed Scenery

East Coast Enterprises • Roman Electric

## MAINE 3 RAILERS

### Train Show - Augusta, Maine

Saturday, Feb 15th, 2025

#### Augusta Armory

179 Western Ave, Augusta, ME  
10am - 3pm

All Gauges, 80+ tables of treasures

Adults \$5, Family \$10  
Kids under 12, free

FMI or table rental - visit [www.maine3railers.org](http://www.maine3railers.org)

**TRAINSHOW.COM**  
The best place to find Great Train Shows in America

**Greenberg's Train & Toy Show**  
America's Train & Toy Show since 1976

**Great American Train Shows**  
Quality Train Shows from coast to coast

**Great Midwest Train Show**  
The best place to buy & sell trains since 1971

#### SCHEDULE:

Dec 1 Wheaton, IL - DuPage County Fairgrounds  
Dec 6-7 Salt Lake City, UT - Utah State Fairpark  
Dec 7-8 Timonium, MD - Maryland State Fair  
Dec 7-8 Collinsville, IL - Gateway Convention Ctr.  
Dec 14-15 Pleasanton, CA - Alameda Co. Fair  
Dec 21-22 Chantilly, VA - Dulles Expo Center  
Dec 28-29 Hampton, VA - Hampton Conv. Center  
Jan 4-5 Kansas City, MO - KCI Expo  
Jan 4-5 Monroeville, PA - Monroeville Conv. Ctr.  
Jan 4-5 Boise, ID - Expo Idaho  
Jan 5 Wheaton, IL - DuPage County Fairgrounds  
Jan 11-12 Columbus, OH - Ohio Expo Center  
Jan 11-12 Oaks, PA - Greater Philadelphia Expo  
Jan 11-12 Ridgefield, WA - Clark County Fair  
Jan 18-19 Richmond, VA - Richmond Raceway  
Jan 18-19 Novi, MI - Suburban Collection Showplace  
Jan 18-19 Puyallup, WA - Washington State Fair  
Jan 25-26 St. Charles, MO - Convention Center  
Feb 2 Wheaton, IL - DuPage County Fairgrounds  
Feb 8-9 Indianapolis, IN - Indiana State Fairground  
Feb 8-9 Wilmington, DE - The Chase Center  
Feb 8-9 San Jose, CA - Santa Clara County Fair  
Visit: [TRAINSHOW.COM](http://TRAINSHOW.COM) for more 2025 shows, info and tickets

### Shop Online @ [www.eastsidetrains.com](http://www.eastsidetrains.com)



Lionel, MTH, LGB, Piko, USA, Walthers, Athearn, Bachmann, MicroTrains, Kato, American Flyer & so much more

Your hobby specialists since 1983 located in the heart of downtown Kirkland



217 Central Way, Kirkland, WA 98033  
email: [eastsidetrains@msn.com](mailto:eastsidetrains@msn.com) (425)828-4098





**Happy holidays:** Atlas O, 378 Florence Ave., Hillside, NJ 07205, is selling a 50' Gunderson boxcar with Christmas graphics and figures (No. 3001439) as part of the Premier line. The car features O-31 operation. **Price:** \$114.95. Website: [shop.atlasrr.com](http://shop.atlasrr.com)

### New figures:

CatzPaw Innovations LLC, 1225 Coan Dr., Locust Grove, GA 30248, has several 1:64 scale figures. Shown is



Boy Climbing Through Fence (No. PS40). **Price:** \$8.99. Order at [catzpawstore.myshopify.com](http://catzpawstore.myshopify.com)

## S&W PARTS SUPPLY HAPPY HOLIDAYS!

**LIONEL PARTS DEALER AND AUTHORIZED SERVICE STATION #91 PROVIDING EXPERT REPAIRS TO PREWAR, POSTWAR AND ALL MODERN LIONEL EQUIPMENT**

**EMAIL:** [trains@sandwparts.com](mailto:trains@sandwparts.com)

**WEB:** [www.sandwparts.com](http://www.sandwparts.com)

**Hours:** Tuesday - Friday: 9AM-4PM EST

**TEL - (518) 280-5197**

**762 Whitney Dr., Niskayuna, NY 12309**

NY Sales Tax (where applicable) & shipping

### MIANNE

Customizeable Benchwork

*The Fast Track to Layout Construction*

Model ST-4x8TSR Large or Small We Build Them All!


IT'S TIME FOR YOUR ROLLING STOCK TO START ROLLING....

Custom 2 Level Layout 10' x 18'

Send \$1 for catalog or visit us on the web at:  
[www.miannebenchwork.com](http://www.miannebenchwork.com)

Mianne Foley Woodworking 44A Union St, Attleboro, MA 02703  
508-226-1600 fax 508-226-1666

Shop.Trains.com



**Classic Toy Trains announces *Display Layouts and Showrooms*.** In this all-new 100-page special-interest publication, you'll discover 60 of the greatest postwar Lionel and American Flyer layouts plus behind-the-scenes visits to showrooms. *Display Layouts and Showrooms* contains information and pictures you've never seen! **Price:** \$13.99.



Lionel train enthusiasts can enjoy months of O gauge action in this full-color 2025 Lionel calendar. Officially licensed by Lionel, it includes detailed captions describing each item featured. **Price:** \$16.99.



Celebrate your favorite toy train magazine with this exclusive *Classic Toy Trains* hat, featuring an embroidered logo! This 100% chino cotton twill hat features an adjustable strap with an antique buckle. **Price:** \$24.95.



**CPKC hopper:** Lionel Operating Train Society (LOTS) is offering a custom-run MTH three-bay cylindrical hopper. The O gauge car features Canadian Pacific Kansas City map graphics and is available in two car numbers (No. 20-96840 shown). **Price:** \$149.95 plus shipping. Order from LOTS at [lots-trains.org](http://lots-trains.org).



**Premier release:** Atlas O, 378 Florence Ave., Hillside NJ 07205, has introduced an Electro-Motive GP38-2 locomotive to its Premier line. The O gauge road diesel features an onboard DCC/DCS decoder, operating exhaust, lighted cab interior and number boards, and it operates on O-31 curves. The model is available in 10 different paint schemes in both two- and three-rail versions (No. 30138346 shown). **Price:** \$659.95. Website: [shop.atlasrr.com](http://shop.atlasrr.com)

**Want to submit?** Send complete ordering information and a high-resolution photo to [editor@classictoytrains.com](mailto:editor@classictoytrains.com)



# Wyandotte Toys No. 2157 Windup Train Set

BEAUTIFUL LITHOGRAPHY AND GREAT TRADITION BLENDED NICELY

The photograph of Wyandotte Toys No. 2157 mechanical steam freight train in its original box shows one of two sets from that little-known toy manufacturer in the collection belonging to Marx expert Gary Anderson. He shared it with *Classic Toy Trains* because of its inherent appeal and because it sheds light on more than just Wyandotte. The colorful set can be said with honesty to be part of the heritage of two other, much larger and more important American toy makers.

The lithographed engine and tender, packed with one gondola and a caboose, hit the market in the early 1950s, after Wyandotte entered the toy train field. At a time when children were clamoring for electrically powered trains, Wyandotte placed its bets on older mechanical models — ones powered by a “clockwork” motor that its user wound up by inserting a key into a hole on the side and turning.

## PREWAR ROOTS

The cardboard box in which the components of set 2157 were packed has the full name of the item: “Hafner Mechanical Train.” The word “Hafner” can also be found printed in white across the side of the red lithographed caboose. But the word “Wyandotte” appears on the engine and its matching black-red-silver tender. Why?

The business informally known as Wyandotte Toys had acquired in 1951 the assets and inventory of the Hafner Manufacturing Co. That Chicago-based enterprise had, under the direction of William Hafner and later his son, John, been producing mechanical toys. Miniature trains that were identified as O gauge had been integral items.

William Hafner, who entered the toy field in 1901, joined forces with William Coleman six years later to produce windup trains under the Edmonds-Metzel Manufacturing Co. They changed the name of their firm to the American Flyer Manufacturing Co. in 1910. Financial disagreements pushed Hafner to leave in 1914, and he all but immediately established the Hafner Manufacturing Co.

Meanwhile, in Wyandotte, Mich., about 15 miles southwest of Detroit, George Stallings and William Schmidt had launched in 1920 the All Metal Products Co. to manufacture parts for the automotive industry. In 1921, they branched out into toys and made water guns, pop guns, and air rifles.

All Metal Products built up its toy line in 1930 with automobiles and trucks, airplanes and doll carriages, fabricated out of sheet steel salvaged from automobile factories. After being pressed or stamped, the steel was painted. The guns and vehicles helped the firm prosper in the 1930s and into the '40s. But in 1942, federal mandates terminated production of metal toys and other consumer items for the duration of World War II.

## TIME TO DIVERSIFY

During the war, All Metal Products made parts for the armed forces plus inexpensive toys out of cardboard or wood.

It revived its standard lineup after 1945; it added die-cast metal and injection-molded plastic toys in 1948. Doing so enabled Wyandotte Toys to compete in dime stores.

For the same reason, the firm acquired in 1951 the tools, dies, and inventory owned by Hafner Manufacturing Co. Wyandotte Toys proceeded to put out mechanical trains through 1956, often using old Hafner pieces, as shown in the set below.

The market for windup toys was shrinking. Wyandotte Toys filed for bankruptcy in 1956. Louis Marx & Co. bought the tooling and dies, to use when producing trains in Mexico or to destroy when eliminating potential competition. Set 2157 links Hafner to Marx via Wyandotte Toys. **CTT**





# CHRISTMAS NEVER ENDS

## ON THIS O GAUGE LAYOUT

Vern and Susan Liljenquist built  
a permanent holiday display

STORY BY ROGER CARP // PHOTOS BY VERN LILJENQUIST

**T**he great 12 x 12-foot permanent Christmas display belonging to Vern and Susan Liljenquist stands as proof of something every longtime member of the toy train hobby can attest to. Namely, the proposition that every layout, regardless of its dimensions and appearance, is unique. Nothing like it anywhere else. Truly, as Fred Rogers said of children long ago, each is special.

Of course, the fascinating secondary point is that virtually every O or S gauge layout showcased over the past 37 years in the pages of *Classic Toy Trains* has much about it that's familiar to hobbyists. Please notice that I didn't say those displays were the same — my point was that a great deal about them (benchwork, track and switches, electronics, scenery, and structures) was familiar.

How is this possible?

How can every toy train layout be unique and therefore unlike any other while having many qualities and attributes judged as familiar? The best way to answer this perplexing question is to investigate the Liljenquists' three-rail layout. Doing so will remove any confusion or doubts that readers of *Classic Toy Trains* may have.



### MUCH IS SPECIAL

Let's start by exploring what makes the model railroad developed by Vern and Susan different from any other. The answer, as the pictures snapped by Vern demonstrate, is the wonderful blend of personal interests evident here. The layout wouldn't have been possible if this husband-and-wife team had failed to combine their talents and favorite hobbies about a dozen years ago to entertain their family.

Time to add background information: Vern was no stranger to toy trains, but the only layout he had designed and constructed as an adult was quite small and simple. He had played with Marx and then Lionel electric trains throughout elementary school, but he had abandoned them not long after. Decades later, his passion revived.



Simultaneously, Susan was discovering a new hobby, one that filled her days and helped her appreciate Vern's pastime even more. She had entered the world of collecting herself, although her focus was on the Christmas-oriented structures, figures, and details sold under the Department 56 and Lemax brands.

Neither Susan nor Vern remembers how or when the revelation arrived. However, they do recall coming to the conclusion that working together while sharing the trains and structures would enable them to create a one-of-a-kind three-rail display where Christmas never ended and it was endlessly winter.





## STRONG CONNECTION

Vern and Susan have forged a powerful connection over their years of marriage and raising three children, now all grown and on their own. They have watched each other pursue leisure activities and refine skills, all the while offering tremendous encouragement for the other. Maybe it was simply a matter of time before the notion of collaborating on something special for the family bore fruit.

This makes good sense to Vern. He acknowledges how Susan had been expanding her collection of Department 56 and Lemax pieces for years. Almost every holiday season, she thoughtfully

**The view from Santa's sleigh on Christmas Eve is spectacular. A Santa Fe train is braking to pick up passengers at the local station. Are those extra reindeer grazing below next to the decorated tree erected by the mayor and officers of the village?**

took items from her collection to create Christmas scenes and vignettes to add joy and color to family celebrations.

Once the new year had commenced, though, Susan dutifully gathered up everything and put her cherished pieces back in boxes. Vern was doing about the same with most of his Lionel, MTH, and Williams trains. After all, he could run only a few of them on his compact three-rail display. Most were out of sight.

However, once the Liljenquists realized just how perfect it would be to develop a

permanent Christmas display featuring his trains and her structures and figures, everything seemed to fall into place. They discussed the location of the O gauge main line fashioned out of Lionel FasTrack sections and switches. They conferred about placement of buildings that ranged from train stations to shops to houses.

The imagination, artistry, and cooperation of this devoted couple enabled them to finish a special O gauge display that, as the photos show, is unlike any other. And what a relief to both Susan and Vern not to





The warm and entertaining 12 x 12-foot three-rail display showcases Lionel and Williams motive power, Department 56 and Lemax buildings and details, and lots of commercial fir trees flaked with snow. No one minds that winter never ends!

feel any pressure to take it down once December had given way to January. The permanent nature of their layout left them relaxed while delighting all of their children and grandchildren.

#### FAMILIAR STUFF

Vern, asked about the appeal of the permanent layout, replies with a grin: “The younger grandkids enjoy watching the *Polar Express* set during the holidays. Their grandpa enjoys running all the other trains during the rest of the year!”

Something about Vern’s statement struck me as familiar. How many times had I heard the owners of O or S gauge model railroads explain how youngsters

preferred running Christmas trains and operating vintage accessories in bursts of time and energy while they were satisfied to sit back and operate traditional freight or passenger trains, much as they had done when they were growing up.

About that time, the many familiar and conventional aspects of the Liljenquist Christmas display rose to the surface. Begin with Vern’s experience with Marx and Lionel trains during his childhood in rural Idaho. Then mull over the fact that, like so many other baby boomers, he had abandoned trains for other, more serious

activities on reaching adolescence and adulthood, only to return to them.

The journey traveled by Vern resembled the one taken by many readers of our magazine. They considered themselves fortunate to have grown up playing with American Flyer or Lionel trains and even luckier to have gone back to the hobby on reaching middle age or even after retirement. Trains were in their blood.

#### CUSTOMARY PATHS

Shifting attention to the Christmas layout bolstered the feeling that much about it



Residents shovel snow off the sidewalks and away from their yards. Susan and Vern fill the layout with vignettes near where trains run.



While kids coast down the hills on sleds, travelers stay warm inside the streamlined observation car. Everyone is waiting for Christmas!





**A freight train led by Lionel Santa Fe GP30 and GP35 road diesels (Nos. 28385 from 2011 and 1933343 from 2019, respectively) drives past several towering evergreens.**

was familiar — and in a comforting way. The Liljenquists had designed and built a display by following the tried and true.

Take the benchmark. Vern chose 2 x 4 pieces of lumber for the framing and legs. The platform standing 36 inches off the floor consists of sheets of ½-inch-thick plywood over which Vern put Homasote boards of the same thickness.

FasTrack has been the brand of choice of countless O gauge enthusiasts since Lionel introduced it two decades ago. “What’s not to like about FasTrack?” Vern said. “You can’t beat the good-looking roadbed, plus it’s durable and easy to connect. I’m so pleased that our lines have not needed anything except cleaning.”

Another element of familiarity related to how Vern controls the trains and accessories. Conventionally, that is, using a pair of Lionel CW-80 transformers.

To be sure, our genial host has been learning about command control and isn’t reluctant to buy locomotives requiring either TrainMaster Command Control or Legacy. In fact, Vern increasingly admits to preferring the advanced systems from Lionel because they really do make operation more enjoyable and realistic.

### **SIMPLE SCENERY**

The more you examine the scenes Vern photographed for this article, the more you can appreciate the traditional methods used for landscaping the layout. Once again, it proves that you do not have to spend lots of money and invest in elaborate methods and materials if you want to create eye-catching vignettes.

The mountains, according to Vern and Susan, tend to be nothing more than products in the Department 56 and Lemax lines. Different raised elevations were, the couple added, “Styrofoam sheets covered with white cotton cloth. Then we sprinkled synthetic ‘snow’ over them.” Elsewhere, they were content to color the surface with a coat or two of white latex paint. Sounds familiar, right?

The same sources — local hobby shops, arts and crafts stores, or home-improvement centers — supplied the hundreds of commercial bushes and trees. The small pond was simply a mirror. An easy addition that nicely suggests ice.

### **HAVE FUN**

There you have it. A husband and wife join forces and share hobbies to create a

wonderful toy train display for all three generations of their family to enjoy at the holidays and throughout the rest of the year. The layout, capable of handling two trains running at the same time on independent loops, keeps every person in the extended Liljenquist clan happy and busy when they get together.

“The lesson our layout teaches,” Vern concluded, “is that you don’t need to have a large, expensive, or complicated layout to have a ball running trains.” He might have added that you can stick with familiar and traditional methods and products to develop a model railroad at home that’s unique and so special. **CTT**

### **AT A GLANCE**

**Name:** Vern and Susan Liljenquist’s O gauge layout

**Dimensions:** 12 x 12 feet

**Track and switches:** Lionel FasTrack (36-inch-diameter)

**Motive power:** Lionel, Williams

**Rolling stock:** Industrial Rail, K-Line, Lionel, MTH

**Controls:** Lionel CW-80 transformers (2) with Legacy and TrainMaster Command Control

**Accessories:** Lionel

**Structures:** Department 56, Lemax

**Vehicles:** Lionel, Menards

**Figures:** Department 56, Lemax, Lionel



**A Lionel Polar Express steam passenger set snakes over the twisty main line on the permanent Christmas O gauge layout built by Vern Liljenquist with help and many Department 56 and Lemax porcelain structures shared by his wife, Susan.**





# LIONEL CELEBRATES ITS ANNIVERSARIES


STORY BY ROGER CARP

## A great train set after small mementos

**A**niversaries can be gold mines for a business eager for public acclaim. Just the announcement that a bank, manufacturer, or what have you has been around for a certain number of years wins great coverage in newspapers, television newscasts, websites, and magazines. We at *Classic Toy Trains* make certain our readers and advertisers know when we have marked each of our five years leading the hobby.

Did producers of electric toy trains feel the same? Not surprisingly, the answer is yes. Take the A.C. Gilbert Co. The maker of American Flyer went out of its way in 1959 to commemorate its half-century

**Lionel commissioned the creation of an exclusive pewter paperweight featuring a No. 402 Standard gauge locomotive. It was presented to executives, buyers, and distributors in 1925 to mark the firm's silver anniversary.** Photo by Bob Horton



making outstanding toys. A special set was released, and an array of gifts were handed to representatives from wholesale accounts as well as executives and sales personnel within the company.

Lionel had done even more at its silver and golden anniversary years of 1925 and 1950. But the most impressive effort in many respects came in 1975, when General Mills held the rights to manufacture and market Lionel trains. It did what the original Lionel Corp. had never done — it released a notable set whose components were decorated to tell the grand saga of the firm's impressive history.

### STARTING IN 1900

The official starting date for historians of Lionel — and company officers themselves — is September 5, 1900. This is when, according to Robert Osterhoff, author of *Inside the Lionel Trains Fun Factory*, Joshua Lionel Cohen and Harry Curtis Grant “filed a notarized certificate” that the Lionel Manufacturing Company was “conducting business at 24 Murray Street” in New York City. The business would, according to that document, manufacture “electrical novelties.”

The line of products varied greatly when judged by what was listed in the catalog printed for the company in 1900. A year later, the catalog left no doubt that models of railcars, beginning with a motorized gondola, were included.

So, all subsequent references to anniversaries of Lionel were based on the year 1900 being when it was established. The formal name of the firm did

change over the past 125 years, but there was no dispute about the founding date.

### SILVER AND GOLD

Joshua Cowen (he changed his surname in 1910) was a born promoter. He enjoyed publicizing himself and the products made by his company. Little wonder that as the renamed Lionel Corp. approached its silver anniversary in 1925, plans had been made to commemorate the occasion with photos and a special memento.

The most detailed account of what Lionel commissioned for its 25<sup>th</sup> anniversary comes from Robert Horton, the author of an upcoming history of displays, commemorative items, and other promotional pieces. He described an exclusive die-cast pewter paperweight presented to Lionel's buyers, distributors, and executives. It featured a rendering of the No. 402 Standard gauge 0-4-4-0 electric-profile locomotive on a base in which were added the company's newly revised trademark, “Lionel Electric Trains,” and “Silver Jubilee, 1925.”

Horton pointed out that the silver anniversary paperweight was not a totally new item. In 1923, Lionel had contacted Rehberger Mfg. of Chicago to produce the item for Lionel's buyers, distributors, and executives to celebrate the release of the highly anticipated 402, an 0-4-4-0 electric-profile locomotive. The 402 (equipped with the company's new Super Motor) was





The Fundimensions division of General Mills released the No. 1585 diesel freight set in 1975 to celebrate Lionel's 75<sup>th</sup> anniversary. The seven cars came with images of vintage corporate logos and notable innovations. Photo by John Schmid

Lionel's latest top-tier locomotive. It was replacing the No. 42 and sold for nearly double the price. (Its cataloged price of \$45 calculates to \$798 today.)

The 402 was used on a commemorative plaque installed at the Lionel plant in Irvington, N.J., in 1925. It also graced the Lionel Silver Jubilee American Toy Fair invitation announcement to dealers and the Lionel 25<sup>th</sup> anniversary mirror. The latter was a wood frame mirror measuring 16 x 22 inches and modeled after the Toy Fair Invitation. The mirror was reproduced in 1982 by the Fundimensions division of General Mills as the No. 2390 Service Station Mirror, but with a gold jubilee invitation imprint rather than a silver one.

In 1950, to mark its 50<sup>th</sup> year in existence, Lionel commissioned a souvenir coaster from Lenox Silver Co. of New York for select Lionel executives, employees, shareholders, and dealers. The 4½-inch-diameter coaster consisted of a decorated milk glass China centerpiece with artwork featuring a Santa Fe F3 diesel locomotive to suggest the No. 2343 model. The brass rim came stamped "Lenox Silver NYC."

## IMPRESSIVE SET

A paperweight and a coaster — beautiful pieces to commemorate notable anniversaries in the history of Lionel. But did anyone at the company propose a train

set? There's no evidence of Cowen or any of this top associates advising that the company create a unique Standard or O gauge outfit to mark the grand events.

To be sure, the product line for 1950 did include a brand-new O-27 diesel passenger train decorated in a bold shade of yellow some observers imagined to be gold. Was outfit No. 1464W to be lauded as the great Lionel anniversary set?

No! The Alco FA diesels and streamlined cars were yellow because Lionel had decorated them for the Union Pacific. That famous railroad painted its cars in a rich shade known as Armour Yellow.

Fortunately, executives and designers overseeing the Lionel line had a chance to redeem their predecessors in 1975. By then, though, the original Lionel Corp. had faded into history, with rights to make

and market Lionel trains having been licensed to General Mills six years before.

To celebrate the 75<sup>th</sup> anniversary, the individuals supervising the annual list of trains decided to create a unique freight set consisting of new models whose decoration celebrated landmark innovations. Images of noteworthy locomotives and accessories, transformers and track would be shown on the rolling stock, along with the corporate logos used since 1900.

Set No. 1585 was one of 16 cataloged sets by Fundimensions in 1975. It was led by a model of a General Electric U36B road diesel (No. 7500) decorated in a unique silver-and-red 75<sup>th</sup> anniversary paint scheme plus a matching N5c port-hole caboose (No. 7508). The seven other pieces of rolling stock included a trio of boxcars (Nos. 7501, 7505, and 7506), a trio of refrigerator cars (Nos. 7502, 7503, and 7507), and one quad hopper (No. 7504).

The O gauge outfit came with only the train; not a single piece of track or a transformer was packed inside the set box.

Sadly for the decision-makers and engineers at Fundimensions the set, in spite of all the fanfare, failed to win over consumers. An outfit that should have sold out in the anniversary year of 1975 ended up being brought back in 1976 and 1977. Lionel fans have shown more appreciation for the locomotive and freight cars since then, and the set has held its own in value. **CTF**

**For Lionel's golden anniversary in 1950, it commissioned a souvenir coaster from Lenox Silver Co. of New York City for executives, employees, shareholders, and dealers. The item had artwork with a Santa Fe F3 diesel. Photo by Bob Horton**





# SHOPPING FOR CHRISTMAS AT JOE, THE MOTORISTS' FRIEND

Memories of a retailer and a special Lionel set

STORY BY ROD HENSHAW

**T**he question inevitably comes up any time I'm talking about my Lionel trains with other hobbyists or awestruck visitors to my home: "What piece in your collection do you treasure most?" Before I can answer I hear, "What is your greatest find?"

My response is a bit complicated. You see, my favorite isn't a set, locomotive, car, or accessory. It is, instead, a special connection that toy trains bring to the won-

derful days of my childhood in central Pennsylvania, especially memories I have of my family, and especially my dad, Richard. Best of all are those tied to a respected

retailer and the scarce and exclusive train it offered customers like Dad and me more than 60 years ago.

## STORES IN PENNSYLVANIA

Like many men and women in the toy train and scale model hobbies, I grew up in Pennsylvania. Specifically, I came of age in Camp Hill, located across the Susquehanna River from the state capital



of Harrisburg. Anyone at all interested in trains knew that area — the heart of the Pennsylvania RR's Middle Division. Many of my relatives had worked for the Pennsy during its long history, including both of my grandfathers.

Central Pennsylvania, besides being home to legendary sites such as the Altoona shops, Enola Yards, and Horse-shoe Curve, was known for outstanding department stores as well as model and toy train retailers. The different Pomeroy's Department Stores had extensive toy train merchandise and displays. Meanwhile, chain and dime stores, led by F.W. Woolworth's, sold inexpensive trains and accessories by Lionel, Marx, and others.

But for my father and me, one toy train purveyor stood above all others — Joe, the Motorist's Friend. The memorable name referred to a sprawling chain of 35 automotive parts stores that were located in Maryland, Pennsylvania, Virginia, and West Virginia. Stores carried a wide array of sporting goods, hardware items, radios, and televisions.

Joe Stine, a businessman and Lionel collector, had established them. His personal hobby explained why the stores typically stocked Lionel trains and accessories all year. But during the weeks running up to Christmas, managers transformed the rear of the premises into a true Lionel

wonderland, where the coolest sights, sounds, and scents overwhelmed you.

### DESIRABLE LIONEL OUTFIT

As I remember, first to be experienced when you walked into Joe, the Motorists' Friend was the smell of new car tires. Immediately thereafter, you started hearing Lionel trains running and then you could sniff the magical aromas of ozone and locomotive smoke.

Incredible sights always followed. Namely, Lionel display layouts and walls whose long shelves were filled with every new set, locomotive, piece of rolling stock, and accessory.

Wonderful displays of trains were far from the limit of what Joe, the Motorists' friend did to publicize its loyalty to Lionel. I recall advertisements in local newspapers, notably the *Harrisburg Patriot News*. In addition, the chain sponsored a daily weekday appearance by Santa himself on WHP television. Santa, I later learned, was portrayed by Bob Bender. If you were good, he gave you a special pin from Santa. I still display mine.

Dad and I usually made our initial visit of the season in the early autumn to pick up the annual Lionel consumer catalog. Generally, we made a couple more trips before and after Thanksgiving. At Christmas, I usually received something from Joe via Santa Claus.

### PROMOTIONAL OUTFITS

Which Lionel sets were created for Joe, the Motorists' Friend was a mystery to the toy train hobby until John W. Schmid completed *Authoritative Guide to Lionel's Promotional Outfits, 1960-1969* (Project Roar Publishing, 2007). On page 132 of the



This listing of Lionel outfits was distributed by stores affiliated with Joe, the Motorists' Friend in the mid-1950s. The chain at that time stocked only sets from the regular cataloged line.

introductory section, he mentioned that between 1961 and 1966, Joe, the Motorists' Friend purchased 10 of the kind of uncataloged sets he designated Retailer Promotional Outfits and a couple of what he called General Release Promotional outfits from Lionel.

A quest for items connected to Joe, the Motorists' Friend has shaped my postwar collection. I've purchased two Lionel outfits whose labels identify them as having been sold at a particular store in the

chain: the Nos. 19250 from 1963 and 11570 from 1966.

Set 19250 is of special interest because Schmid states that Lionel produced only 200 examples. As the accompanying photo shows, the set used a No. 2037 steam engine equipped with a smoke unit and a No. 234W-1 whistle tender to pull five freight cars. The rolling stock included the Nos. 6050-50 Swift Savings Bank Car, 6410-25 flatcar with two automobiles (generally yellow), 6465-150 Lionel Lines double-dome tank car, 6476-25 Lehigh Valley hopper, and 6017-25 Lionel Lines Southern Pacific-type caboose.

The small quantity of 19250 sets that Lionel assembled explains why this outfit is considered scarce and so commands a high value on the collector market. My other Lionel set from Joe, the Motorists' Friend, is the fairly common No. 11570 steam freight train from 1966.

I have in addition acquired several Lionel and Marx accessories and separate-sale items with price tags linking them to Joe, the Motorists' Friend. All of them intrigue me and can always be counted on to revive marvelous childhood memories of toy trains and my dad. **CTT**



Growing up in central Pennsylvania during the early and middle 1960s, the author and his dad frequented automotive stores known as Joe, the Motorists' Friend. The chain carried Lionel and other toy trains. In 1963, it offered the desirable No. 19250 promotional five-car steam freight train. Photo courtesy Project Roar Publishing ([www.projectroar.com](http://www.projectroar.com))





RED ITEMS  
ON SALE

We accept MasterCard, Visa, & Discover • Shipping Charges are actual cost  
charged by the shipping carrier (UPS or USPS). Charge is based on order total,  
weight, destination, and multiple box shipment (if required). Call for cost.  
Minimum order \$40 • PA Residents add 6% Sales Tax including freight charge  
Shipping Charges are Non-Refundable • 10-Day Return Policy-Exchange Only -  
No Refunds • 15% Restocking Fee Applies - Items are new unless noted  
• Not Responsible for typographical errors • Store Hours : check website

State Rt 502 & Glenmaura National Blvd.  
Take Rt. 11 South to Rt. 502 • 3 minutes off I-81 - Exit 180

### SALE ITEMS!!

9-42058	Lionel Blue Pub Table	249.95
22000	Lionel 'Double Crossing' Board Game	9.95
32021	Lenny the Lion Plushy (by Gund)	9.95
3-18050	LionScale Continental Grain 3B Hopper	30.00
19450	PWC Barrel Ram Car	30.00
19451	PWC Wheel Car #6262	30.00
19490	Libby's Vial Car	30.00
19825	GM Generator Car	40.00
19878	PWC #3665 Helium Unloading Car	25.00
19965	Big Pete's Animated Aquarium Car	29.95
26214	USPS Stamps Boxcar	25.00
29671	Smoke Pellet Display Car #2	24.95
29791	Wizard of Oz 75th Anniversary Boxcar	24.95
36200	Hellgate Bridge Boxcar	20.00
52280	LOTS 'More Precious than Gold' Mint Car	40.00
81871	Loggers Figure Pack	12.95
83168	Iron Works Figure Pack	12.95
83264	Shell Gas Billboard Art Boxcar	39.95
83657	Miller's Beer Reefer Car	40.00
84376	Angela Trotta Thomas Aquarium Car	54.95
202840	Pennsylvania Walking Brakeman Car	69.95
202840	Angela Thomas Lionel 120th Ann. Boxcar	44.95
2038020	Rio Grande 150th Ann. Boxcar	49.95
2038160	Looney Tunes Picnic w/Porky Boxcar	34.95
2038170	Looney Tunes Robin Hood Daffy b/c	34.95
2038080	Berlin Wall Boxcar	34.95
2128110	Budweiser 'This Buds for You' Reefer	34.95
2128200	PRR Flatcar w/Girder Load	44.95
2135090	B.N. TMCC Ballast Tamper	129.95
2138130	WWII Africa Campaign Boxcar	51.95
2135130	Southern Pacific TMCC Ballast Tamper	129.95
2228280	USMC Military Launching Car	69.95
2228290	US Army Big Cannon Launch Car	69.95
OLR091	Statue of Liberty (sighted)	44.95

### LIONEL 'SCALE-SIZE' CARS

82639	Milwaukee Road Milk Car	45.00
84000	Detroit Edison Bathbath Gon. 4pk.	125.00
84020	P.P.&L. Bathbath Gondola 4pk.	125.00
84025	P.P.&L. Bathbath Gondola 2pk.	75.00
84033	BNST Bathbath Gondola 2pk.	75.00
84128	TLXD Demo. PS-2 CD Hopper Car	44.95
84918	or 19 David Cylindrical Hopper ea.	45.00
1926141	Santa Fe Bunk Car #196752	55.00
1926142	Santa Fe Bunk Car #196754	55.00
1926161	Rio Grande Bunk Car #2380	55.00
1926162	Rio Grande Bunk Car #2384	55.00
1926163	Rio Grande Bunk Car #2387	55.00
1926171	Union Pacific Bunk Car #906115	55.00
1926172	Union Pacific Bunk Car #906118	55.00
1926183	MOW Bunk Car #99837	55.00
1926492	U.P. Safety CA-4 Caboose	69.95
1926501	Bartlett Grain PS-2CD Cov.Hopper #5509	59.95
1926502	Bartlett Grain PS-2CD Cov.Hopper #5510	59.95
1926540	Ely Thomas Skeleton Log Car 2pk. #1	75.00
1926590	NY & PRR Skeleton Log Car 2pk. -SALE-	75.00
1926981	Producers Grain PS-2CD Cov. Hopper	64.95
2026651	UP/Merchants 50' FIC w/20' Trailers	74.95
2126530	MKT Tool Car #X3257	55.00
2126651	MKT Bunk Car #X-2121	55.00
2126442	Rio Grande Beer Car #50871	69.95
2126462	Missouri Pacific Beer Car #793015	69.95
2126482	Western Pacific Beer Car #67055	69.95
2126641	C&O Bunk Car #B575	55.00
2126652	MKT Bunk Car #X-2122	55.00
2126661	N&W Bunk Car #525502	55.00
2126662	N&W Bunk Car #525534	55.00
2126672	Western Pacific Bunk Car #MW0761	55.00
2226260	Great Western Railway Caboose	85.00
2243020	CSX Rotary Bathbath Gondola 4pk.	199.95
2239130	Cowen's Creamery Caboose w/Deck	100.00

### LIONEL STANDARD 'O' CARS

17105	Chessie ACF Centerflow Hopper #6	35.00
17107	Sclair ACF Centerflow Hopper	30.00
17200	Canadian Pacific Boxcar	30.00
17300	Canadian Pacific Reefer	30.00
17307	.08, .09, 10 Tropicana Reefers - EACH	30.00
17500	Canadian Pacific Flatcar w/Logs	30.00
17522	St 'O' Flatcar w/Plymouth Prowler Car	35.00
17600	New York Central St 'O' Caboose	25.00
17905	ADM ST 'O' Unibody Tank Car	30.00
18556	C.I.&M. 3-Boxcar & Caboose Set	75.00
26906	S.P. Flatcar ST 'O' w/Corgi Police Car	35.00
52038	LCCA Southern Coal Hopper Car	25.00

### LIONEL MOTORIZED UNITS

8264	Canadian Pacific Snow Plow	95.00
8368	Alaska Vulcan Switcher	125.00
8379	Pennsylvania Fire Car	99.95
8578	New York Central Ballast Tamper	89.95
11988	NY Firecar w/Instructor Car - TMCC	150.00
18400	Santa Fe Rotary Snow Plow	125.00
18405	Santa Fe Burro Crane	65.00
18406	Track Maintenance Car	59.95
18411	Canadian Pacific Fire Car	95.00
18419	Lionville Trolley	89.95
18427	Pennsylvania Tie-Jack	49.95
18430	New York Central Crew Car	34.95
18447	PWC #68 Executive Inspection Car	109.95
18458	PWC #58 Rio Grande Snowplow	109.95
18463	Hot Rod Inspection Vehicle	109.95
18466	Union Pacific Rotary Snowplow	159.95
18474	PWC #41 Army Transport Corps. Unit	164.95
18485	New York Central Gang Car	99.95
18487	PWC #56 M&S Unit w/TMCC	175.00
18583	PWC AEC Switcher	185.00
22637	Superstreets Quikrete Step Van	64.95
28413	Milwaukee Road Snowplow	169.95
52107	On-Track Orange Pickup	45.00
52108	On-Track Blue Step Van	45.00
52275	Laurel Lines L&W Trolley	84.95
2235020	First Avenue Rapid Transit Trolley	94.95

### LIONEL 'LIONCHIEF' LOCOMOTIVES

1922020	Nickel Plate Berkshire 2.0 Freight SET	579.95
1922070	Penna. Berkshire 2.0 Passenger SET	449.95
2232130	Reading & Northern 4-6-2 Pacific LC2.0	549.95
2232120	Santa Fe 2-8-0 Locomotive	269.95
2232130	Chesapeake & Ohio 2-8-0 Locomotive	269.95
2334050	Canadian National ET44ac Diesel LC2.0	359.95
2334060	Kansas City Southern ET44ac LC2.0	359.95
2334070	BNST ET44ac Diesel LC2.0	359.95
2334080	Norfolk Southern ET44ac LC2.0	359.95
2334090	Santa Fe FT Diesel	244.95
2335230	Reading & Northern RDC Budd 2-Cars	524.95

### LIONEL CONVENTIONAL DIESELS

8054/62	Burlington 'Chrome' F3 ABA's	495.00
8150	Pennsylvania Green 5/5 GG-1 #4935	325.00
8157	Santa Fe Blue/Yellow FM	225.00
8260	Southern Pacific Daylight F-3 'AA'	395.00
8272	Pennsylvania (Gold) EP-5 w/case-sealed	325.00
8360/67	Long Island GP-20's (power/dummy)	195.00
8370/71/72	New York Central F-3 ABA's	395.00
8380	Lionel Lines SD-28 w/7 Matching Cars	395.00
8471	Pennsylvania NW-2	125.00
8562/65	Missouri Pacific GP-20's (ob-worn)	175.00
8566/67/61	Southern F-3 ABA's	350.00
8580/81/82	Illinois Central F-3 ABA's	495.00
8687/7404/6917	Jersey Central FMB/cab Set	295.00
8753	Pennsylvania Tuscan GG-1	295.00
8762	Great Northern EP-5	145.00
8850	Penn Central GG-1	295.00
8952	Pennsylvania F-3 'AA' (Green, 5-stripe)	395.00
8970	Pennsylvania F-3 'AA' (Tuscan, 5-stripe)	395.00
11734	Erie Alco ABA's w/6 Frts Cars (FF#6 Set)	395.00
18303	Amtrak GG-1	250.00
18116	Erie Lackawanna PA Alco 'AA' w/RS	395.00
18216	Conrail ST 'O' SD-60 w/Railsounds	225.00
18301	Southern FM w/horn	195.00
18302	Great Northern EP-5 w/6 Cars (FF#3)	395.00
18308	Pennsylvania Silver GG-1	195.00
18311	Disney EP-5 Electric w/horn	175.00
18500	Milw. Road GP-9 w/6 Cars (FF#2)	495.00
18501	Western Maryland NW-2 w/6 Frt. Cars	350.00
18503	Southern Pacific NW-2 Bell-Ringer	175.00
18505	Nickel Plate GP7 Pair w/6 Cars (FF#6 Set)	395.00
18551	Susquehanna RS-3 w/case	175.00
18552	Duluth Missile SD-18 w/case	175.00
18803	Santa Fe Blue/Yellow RS-3	100.00
18823	CI&M SD-9 w/18556 Freight Car Pack	250.00
18832	Pennsylvania RSD-4 w/horn	145.00
28223	BNST SD-70MAC 'Scale-Size'	250.00

### LIONEL 'TMCC' STEAM LOCOMOTIVES

11105	New York Central L2 Mohawk (Scale)	995.00
18043	C&O 'Yellow Bell' Streamlined Hudson	550.00
18046	Wabash 4-6-4 Hudson w/Railsounds	295.00
18053	Lionel Lines #726 Berkshire	395.00
18057	Lionel Lines #671 Turbine	395.00
18056	New York Central J16 Hudson	595.00
18079	New York Central 2-8-2 Mikado	695.00
28066	Baltimore & Ohio 4-6-2 Pacific (Scale)	695.00
28067	Erie 4-6-2 Pacific (Scale)	595.00
28075	C&O 2-6-2 Mallet (Scale)	695.00
28079	Chesapeake & Ohio 2-10-4 (Scale)	895.00
28085	Norfolk & Western Y6B (Scale)	1095.00
28099	JLC Union Pacific Grey Challenger	995.00
38026	Norfolk & Western J #606 (Scale)	995.00
38071	Southern Pacific (Scale) Cab-Forward	1195.00
38079	Southern Pacific (Scale) GS-2 #4410	995.00
38083	Norfolk & Western Y3 2-8-8-2 (Scale)	895.00

### LIONEL CONVENTIONAL STEAM LOCOMOTIVES

8006	ACL 'Silver Shadow' Hudson w/case	295.00
8101	Chicago & Alton 4-6-4 Hudson w/5 Pass.	495.00
8606	Boston & Albany 4-6-4 Hudson	395.00
8615	Louisville & Nashville Berkshire w/case	495.00
18000	PRR B6 Switcher w/Railsounds	350.00
18001	Rock Island 4-8-4 Northern w/whistle	295.00
18009	NYC Scale 4-8-2 Mohawk w/Railsounds	495.00
18011	Chessie Scale T-1 w/Railsounds	450.00
18042	Boston & Albany 4-6-4 Hudson w/Snds.	295.00
18040	Denver & Rio Grand Hudson w/RailSnds.	195.00
18684	LRRR 4-6-2 Pacific Steam Locomotive	175.00

### POSTWAR REMAKE SETS

21759	Canadian Pacific F3 Pass. Set (sealed)	995.00
31721	PRR GG-1 'Magestic' Freight Set	550.00
31727	Rio Grande F-3 'AB' Freight Set	595.00
31739	Hudson 773 Freight Set #13150	995.00
31742/25473	Santa Fe F3 ABA's Pass. Set (LN)	750.00
31776	Lackawanna #2219w FM Frt. Set	395.00
38311	B&O RDC Budd 3-Car Set	299.95
38313	B&O Budd 2-Car Power/Dummy Set	250.00
38324	New Haven F-3 Freight Set #2507w	495.00
38339	Virginian Rectifier Set #2205w	445.00
38349	CSO GP-7 Freight Set #12885-500	500.00
82726	Green Alco Passenger Set	459.95

### TUBULAR TRACK R-T-R SETS

1154	Reading 'Yardking' NW-2 Freight (LN)	150.00
1387	Milw. Rd Steam Passenger (LN)	195.00
1460	Grand National Chessie U36B (sealed)	295.00
1587	B&O Capitol Ltd. Steam Pass. (sealed)	295.00
11006	Lenny the Lion 4-4-2 Steam Freight	199.95
11716	Lionelville Circus 4-4-0 Freight (sealed)	195.00
11723	Amtrak Maintenance RS-3 Diesel Freight	245.00
11745	U.S. Navy NW-2 Diesel Freight (sealed)	275.00
11747	Lionel Lines Steam Freight Set (sealed)	250.00
11813	Crayola Crayons Set (sealed)	125.00
11818	Chrysler Mopar Diesel Frt. Set	195.00
11819	Georgia Power NW-2 Diesel Freight	295.00
11828	New Jersey Transit NW-2 / Passenger Set	200.00
11829	Bloomington's 4-4-2 Steam Frt.	295.00
11933	Dodge Motorsport Freight Set	175.00
11985	Quaker Oats 4-4-2 Steam Frt. Set	249.95
21796	New Jersey Medical Steam Freight Set	249.95
52218	Monopoly Steam Frt. Set (sealed)	295.00

### LIONEL 'TMCC' DIESELS

14500	Kansas City Southern F-3 'AA'	495.00
14532/24510	Pennsylvania Sharknose ABA's	595.00
14558/65/24519	F-3 ABA's (Scale)	1095.00
14574/86	Delaware & Hudson PA Alco ABA (TR)	695.00
18135	New York Central F-3 'AA'	395.00
18140	Milwaukee Road F-3 'AB'	395.00
18149	U.P. Die-Cast Veranda Turbine	995.00
18160/38115	New York Central FT ABA's	395.00
18191	Western Pacific F-3 'AA'	495.00
18241	Burlington Northern SD-60	275.00
18245/48	Pennsylvania PA Alco ABA's	495.00
18286	New York Central Dash9-44CW 'Scale'	325.00
18313	PRR Green Solid Stripe GG-1	195.00
18322	Lackawanna (Maroon Top) Trainmaster	395.00
18328/34	New Haven MU Passenger 4-Car Set	495.00
18340	Fairbanks Morse Scale Trainmaster Pair	595.00
18353	Pennsylvania E-33 Rectifier	225.00
18356	Penn Central Scale GG-1 (test-run)	1095.00
18567	Pennsylvania GP-7	225.00
18978	PWC Chesapeake & Ohio NW-2	350.00
24500	Denver & Rio Grande PA Alco 'AA' (Scale)	495.00
24507	Milwaukee Road PA Alco 'AA' (Scale)	650.00
24534/38	Erie-Lackawanna F-3 ABA's (Scale)	895.00
24544/47	New York Central F-2 ABA's (LN)	595.00
24552	Union Pacific F-3 ABA's (Scale)	795.00
24579/83	New York Central E7 ABA's	895.00
28244	Norfolk & Western C-420 (Scale)	395.00
28518	PWC Pennsylvania EP-5	295.00
28539	Baltimore & Ohio S-2 (Scale)	325.00
28540	Union Pacific SD40T-2 (Scale)	325.00
28855	Chessie GP-30 (Scale)	395.00
28862	CSX GP-30 #4249 (Scale)	400.00
38144	Chesapeake & Ohio F-3 'AA'	495.00
52347	LOTS Santa Fe Warbonnet SD-80 Mac	395.00
58600	Santa Fe Blue & Yellow Alco 'AA'	395.00
24548/51	Canadian National FPA-4 ABA's	545.00

### LIONEL NON-POWERED UNITS

8059	PRR Green 5-Stripes F-3 B-unit	150.00
8164	PRR Green 5-Stripes F-3 B w/horn	195.00
18178	New York Central F-3 B-unit	195.00
2133039	NYC SuperBass E-7 'B' #4104 (Scale)	299.95
2133049	PRR SuperBass E-7 'B' #5900B (Scale)	299.95
2133089	NYC SuperBass E-7 'B' #4102 (Scale)	299.95
2027280	AutoTrain Vista Vision Dome Car	175.00
2027750/30/60/90	Lionel 120th V-Car Set	975.00
2027630	Lionel 120th VistaVision Dome Car	190.00
2027690	Lionel 120th Vision Baggage Car	175.00
2027760	Lionel 120th StationSound Diner	175.00
2127030	BNST Wi-Fi Theater Car	175.00
2127050	KCSF Wi-Fi Theater Car	175.00
2227220	Rocket Train Rider Car 'Haleah'	100.00
2127310	/20/30 NYC Southwestern 7-Car Set	1495.00
2127330	NYC Southwestern Sound Diner	249.95
2127370	CSX Business StationSound Diner	249.95
2127530	Canadian Pacific Vision Horse Car	224.95

### LIONEL HEAVYWEIGHT CARS

15597	George Washington 18' 4-Car Set (used)	395.00
85230	Great Northern 18' Oriental Ltd. 2pk. #2	199.95
1927110	Southern Pacific 18' Coach 2pk #1	299.95
1927252	Penn Central B60 Baggage Car #7551	109.95
1927510	Missouri Pacific Sunshine Spl. 2pk #1	239.95
1927520	Missouri Pacific Sunshine Spl. 2pk #2	239.95
1927570	Defense Special 18' 2-pack B	214.95
2027110	Santa Fe Showdown 18' 2-cars	214.95
2027330	Friendship Train 18' Sleeper 2-Car	214.95
2027470	Polar Express 18' Hobo Car-Black Roof	139.95
2127200	Penn Central B60 Baggage Car #7705	109.95
2127210	Penn Central B60 Baggage Car #7630	109.95
2127270	PRR RPO Car 'Fleet of Modernism'	144.95
2127290	NYS 60' Scale Baggage Car	99.95
2127490	GM&O 18' Passenger 2-pack 'A'	214.95



# Wishing all of our customers from Classic Toy Trains a Happy, Healthy, and Joyous Holiday Season, ~The Grzyboski's Family!



## LIONEL O-GAUGE BOXCARS

7800	Pepsi Soda -OR- #7801 Orange Crush	40.00
7802	Canada Dry Soda	30.00
7801	A&W Root Beer -OR- #7809 Vernors	35.00
9217	Soo Line -OR- #9218 Monon Operating	30.00
9219	Missouri Pacific -OR- #9223 Reading Oper.	30.00
9229	USPS Express Mail Operating	30.00
9608	Burlington Northern Hi-Cube	25.00
9301	U.S. Mail Operating	30.00
9400	Conrail (brown)	25.00
9438	Ontario Northland	30.00
9441	Pennsylvania Merchandise	35.00
9464	NC&StL -OR- #9465 ATSF	25.00
9466	Wanamaker	49.95
9701	B&O Silver Double-Door	25.00
9705	D&RG -OR- #9706 C&O	25.00
9712	B&O DD -OR- #9713 CP Rail(Green)	30.00
9716	or #9749 Penn Central	25.00
9726	Erie-Lackawanna (Blue)	30.00
9750	D.T.&I. -OR- #9767 Railbox	25.00
9769	Bessemer & Lake Erie	25.00
9770	North. Pacific -OR- #9783 B&O Timesaver	20.00
9784	Santa Fe -OR- #19202 Pennsylvania	25.00
9823	New York Central Double-Door	30.00
19805	Santa Fe Operating	30.00
19809	Erie-Lackawanna Operating	35.00
19821	Union Pacific -OR- #19827 NYC Oper.	35.00
19835	FEDEX Operating	54.95
27776	PRR & Central Georgia Variation 2pk.	74.95
35192	Canadian Pacific Railroad Art.	44.95

## LIONEL ACCESSORIES

2308	Animated Newsstand	89.95
2315	#497 Coaling Station	145.00
2324	Animated Switch Tower	59.95
12719	Animated Refreshment Stand	64.95
12722	Lighted Smoking Roadside Diner	59.95
12763	Single Signal Bridge (black)	39.95
12767	Steam, Clean, & Grind Shop	225.00
12782	Lift Bridge (1992)	595.00
12798	Animated Forklift Platform	45.00
12873	Operating Sawmill (box worn)	89.95
12912	Operating Pumping Station	44.95
12915	#164 Operating Log Loader	125.00
12916	#138 Water Tower	69.95
12929	Animated Rail Truck Loading Dock	45.00
12948	Basculle Bridge-Silver	249.95
14001	Conveyor Lumber Loader	99.95
14005	#456R Coal Ramp	169.95
14085	Animated Newsstand	89.95
14105	Aquarium Building	219.95
14107	#497 Coaling Station	149.95
14113	Transfer Table w/14113 Extension	295.00
14158	PWC #352 Icing Station	89.95
14167	#213 Metal Liftbridge	495.00
14171	Pirate Ship Ride	349.95
21912	Basculle Bridge-Black	295.00
22999	Sound Dispatch Station	69.95
24115	ARC/AMC Log Loader	159.95
32904	Hellgate Bridge (Green & Cream)	450.00
32905	Irrigation Factory (sealed)	375.00
32910	Coal Tipple	695.00
32921	#97 Electric Coaling Station	169.95
32999	Hellgate Bridge (Red & Cream)	395.00
37816	Rockville Bridge-SALE	249.95
83305	Winter Covered 24' Bridge	74.95
1929160	Thomas Sir Topham Hat Gateman	69.95
2129180	T-Rex Elevated Fuel Tank	52.95
2129200	Lionel Ale Elevated Beer Tank	64.95
2129220	Christmas Lighted Flagpole	19.95
2129230	Halloween Lighted Flagpole	19.95
2129250	Talking Passenger/Freight Station	99.95
2129330	Halloween Covered Bridge-SALE	49.95
2129340	Chevy's Lighted Flagpole	26.95
2129350	Ford Lighted Flagpole	26.95
2229030	Train Order Building	85.95
2229210	Xmas Deer Dash Transfer Dock-SALE	175.00
2229250	Operating Firehouse (P-N-P)	239.95
2229270	Ind. Water Tower w/Graffiti Decals	57.95
2329240	Grandpa's Workshop w/Sounds	93.95
2329240	Warner Bros. 100th Ann. Tower	64.95
2330050	Midway Games 3-Pack w/Figures	85.95

## LIONELVILLE BUILDINGS

14168	Harry's Animated Barber Shop	149.95
24113	Hank's Operating Ford Dealership	395.00
24182	Operating Firehouse	199.95
32998	Lionel Operating Hobby Shop	395.00
2029060	Chugga Brew 1-Store Building	74.95
2129010	Big Tatz Ink 1-Story Building	54.95
2129140	Dr.LP Drops & Sons Plumbing 1-Story	54.95
2129150	Dominant Jeans 2-Story Building	44.95
2129240	Cowen's Towing Garage	99.95
2229060	Tough Guy Gym Building	99.95
2229110	Thistle Flower Shop 3-Story Building	89.95
2229130	Military Shopper 3-Story Building	99.95
2229160	Private Investigation Building	99.95
2229170	Ball Bonds Corner Building	79.95
2229180	Donut & Coffee Opposite Corner Bldg.	79.95
2229190	Budweiser Brewery	164.95
2229230	Western Mercantile General Store	59.95
2229250	Sheriff's Headquarters Building	59.95
2329060	Amtrak Passenger Station-SALE	109.95

## LIONEL BUILDING KITS

2709	Rico Station	44.95
2718	or 12718 Barrel Shed	19.95
2720	or 12705 Lumber Shed	19.95
2784	or 12773 Freight Platform	24.95
2788	Coaling Station	49.95
12711	Water Tower	29.95
12712	Automatic Ore Loader Kit	59.95
12734	Passenger/Freight Station	29.95
12726	Grain Elevator	59.95
12736	or 12904 Coaling Station	49.95
12905	Factory	49.95
12951	Airport Hanger	24.95
22915	Municipal Building	39.95
52210	TCA Rico Station	39.95

## LIONEL REEFER CARS

5700	to 07 Turn of the Century 8-Car Set	195.00
5703	North American Despatch Weathered	20.00
5704	Budweiser Beer Weathered	35.00
5705	Ball Glass-Weathered	30.00
5712	Lionel Lines Woodside (blue & orange)	45.00
5716	Central of Vermont	25.00
5720	Great Northern Woodside	30.00
5712	Arthur Treacher	40.00
5812	Arm & Hammer Baking Soda	30.00
5818	Western Maryland	30.00
5831	Pepsi Soda	55.00
5832	Cheerios	85.00
5850	Budweiser Beer	40.00
5851	Schlitz Beer	45.00
5852	Miller's Beer	40.00
5853	Cracker's Jack (white verison)	25.00
5853	Cracker's Jack (carmel verison)	30.00
5856	Old Milwaukee Beer	40.00
5858	Butterfinger Candy Bar	25.00
5860	Gold Metal	25.00
5861	Tropicana Orange Juice	35.00
5862	Hamm's Beer	45.00
5866	Coors Beer	40.00
5867	Hershey's Chocolate	55.00
5871	Carling Black Label	45.00
5872	Pacific Fruit Express	30.00
5874	Miller Lite Beer	30.00
5877	Gerber's Baby Food	55.00
5878	Good & Plenty Candy	35.00
5881	Rath Packing	30.00
5882	New York Central 'Early Bird'	30.00
5884	Fruit Growers Express	40.00
15095	Lionel 1953 Art Woodside	35.00
15074	Hershey's Mr. Goodbar	39.95
16805	Anheuser Busch Malt Nutrine	45.00
16807	Heinz Pickles	30.00
19502	Chicago & Northwestern Woodside	25.00
19505	Great Northern Woodside	35.00
19524	Delaware & Hudson	30.00
19531	Rice Krispies Cereal	35.00
19532	Honmels Good Food	25.00
19536	Soo Line Woodside	30.00
19538	Heinz Pickles	30.00
19555	Swift's Premium (Red) Woodside	35.00
19556	Swift's Premium (Silver) Woodside	30.00
19572	Archive New York Central Steelside	39.95
83655	Hamm's Beer	44.95
83657	Coor's Beer	44.95
83657	Miller's Beer	44.95
85248	Budweiser Beer	56.95
1928210	Malt Tonics Beer	56.95
2128110	Budweiser 'This Bud for You'	51.95
2228380	John Deere	64.95

## LIONEL 'LIQUOR' REEFER SERIES

9827	Cutty Shark Scotch Whiskey	45.00
9828	J&B Whiskey	45.00
9830	Johnny Walker Red Label	55.00
9834	Southern Comfort	40.00
9836	Old Grand Dad Bourbon Whiskey	40.00
9837	Wild Turkey Whiskey	45.00
9840	Fleischmann's Gin	30.00
9841	Calvert Gin	35.00
9843	Tanqueray Gin	40.00
9845	Bailey's Irish Cream	50.00
9844	Sambuca Romana	40.00
9846	Seagram's Vodka	35.00
9847	Wolfschmidt Vodka	25.00

## LIONEL TOBACCO BOXCARS

7701	Camel	35.00
7702	Prince Albert	30.00
7703	Bechnut	25.00
7706	Sir Walter Raleigh	35.00
7707	White Owl	35.00
7708	Winston	40.00
7709	Salem Cigarettes	50.00
7710	Mail Pouch -or- #7711 El Producto	35.00
16480	Lionelville Snow Transport Hopper	44.95
16785	Holiday Reefer 'Frosty Snowman' Music	95.00
19438	St. O' Gondola w/Presents	39.95
26718	Jingle Bells Railsounds Music Boxcar	75.00
28427	Christmas Motorized Snowplow	149.95
36170	Partridge in a Pear Tree Reefer	39.95
82739	North Pole 6464-125 Boxcar	59.95
84376	Angela Trolita Signature Aquarium Car	49.95
84378	Santa's Choice Oper. Milk Car/Platform	109.95
2128070	Christmas Presents Oper. Dump Car	51.95
2128180	2021 Music Boxcar	49.95
2128250	SLED-EX Operating Transport Boxcar	57.95
2228120	Christmas Parade Aquarium Car	85.95
2228310	North Pole Illuminated Hopper Car	71.95
2328250	2023 Illuminated & Musical Boxcar	109.95
2328270	Snow Covered Xmas Tree Flatcar	79.95
2333320	North Pole Legacy E&W 21' Pass. Cars	2495.00

## LIONEL 'CHRISTMAS' BOXCARS

16547	Happy Holiday SP-Type Caboose	35.00
19903	1987 -or- #19904 1988	25.00
19908	1989 -or- #19910 1990	25.00
19918	1992 -or- #19922 1993	25.00
19929	1994 -or- #19938 1995 -or- #19945 1996	25.00
16291	1998 -or- #26243 1999	30.00
26272	2000	45.00
19996	2001 -or- #36243 2002	35.00
36253	2003 -or- #36274 2004	35.00
36295	2005 -or- #25033 2007	35.00
20661	2008	30.00
39332	2010 -or- #39364 '2013	49.95
6-29976	2012 (USA Made Version)	64.95
81733	2014 -or- #82954 '2016	54.95
82691	2015	64.95
84375	2017	59.95
84747	2018	54.95
1928450	2019	49.95
2128090	2021 - SALE	34.95
2328240	2023 -or- #2428070 '2024	64.95

## MTH TRAINS-STANDARD GAUGE

10-1066-1	#9E Electric Green Contemporary Loco	395.00
10-1068	Stephen Girard #400 Series Pass 4-Cars	795.00
10-1121	#437 Switch Tower	199.95
10-1122-1	Presidential Loco w/4 Passenger Cars	1395.00
10-1123-1	Ives #1134 Steamer Black Contemporary	795.00
10-1143-1	Ives #1134 Steamer Red Contemporary	995.00
10-1144	Ives 240 Series Passenger 4-Car Set	895.00
10-1174	Ives 240 Series Passenger 3-Car Set	695.00
10-1236-1	Chessie 384 Steam Passenger R-T-R Set	595.00
10-1294-1	B&O #384 Steam Passenger R-T-R Set	595.00
10-4001/02	Remote #223 Switch Track	275.00
10-4003/04	Remote 0-72 Switch Tracks	350.00
10-4034 #115	Passenger Station (beige & green)	275.00
11-40044	Stephen Girard Baggage Car #4427	200.00
30-1008 #47	Crossing Gate & Signal	44.95
30-11017	#46 Crossing Gate & Signal	34.95
300	Repro. Hellgate Bridge (Red & Silver)	375.00

## LIONEL CLUB/UNCATALOGED CARS

5828	TTOS Portland Lumber Car	40.00
9733	LCCA Airco Boxcar w/tank (inside)	25.00
16270	Dept. 56 Heritage Village Boxcar	25.00
16811	TCA Rutland Boxcar	35.00
17174	LCCA 'Via Las Vegas' G.N. ACF Hopper	50.00
17871	TTOS NY Flatcar w/Kodak/Xerox Trailers	75.00
17892	Ford/Armstrong Trailers on Conrail Flats	75.00
19816	Madison Hardware Operating Boxcar	49.95
30356	LTS DOW Chemical Tank Car	75.00
52036	TCA 40th Nat. Convention B/W Caboose	30.00
52074	LCCA Iowa Beef St 'O' Reefer	30.00
52087	TTOS New Mexico Central Boxcar	20.00
52096	Dept. 56 Original Snow Village Boxcar	25.00
52098	TTOS US Dept. of Commerce Boxcar	25.00
52101	CRRC Burlington Northern Maxi Stack	50.00
52114	NY Flatcar w/Gleason & Sasib Trailers	25.00
52120	Chicagoland Shed Aquarium Car	60.00
52121	TTOS Mobilgas Uni-body Tank Car	45.00
52135	LOTS ATSF Reefer	35.00
52139	Department 56 Lighted Caboose	49.95
52148	REA/Santa Fe Operating Boxcar	45.00
52151	LCCA Amtrak St 'O' Reefer Car	45.00
52152	LCCA Ben Franklin Woodside Reefer	75.00
52162	LTS GM&O Double-Door Boxcar	35.00
52163	CMSIP&P Hiawatha Double-Door Boxcar	35.00
52176	LCCA Burlington St 'O' Boxcar	25.00
52187	Madison Hardware Piggyback Trailer Car	39.95
52186	NLOE Grucc's Fireworks Boxcar	65.00
52198	TCA Frisco Boxcar	35.00
52195	LCCA CP Rail Double Stack Car	59.95
52196	LTS CP Rail Double Stack Car	59.95
52232	Central RR of Long Island Boxcar	49.95
52256	NLOE New York & Atlantic RR Boxcar	95.00
52260	LTS Baltimore National Aqua. Car	95.00
52261	LOTS Schlitz Beer Woodside Reefer	45.00
52264	TTOS Durango & Silverton Oper. Hopper	45.00
52265	Milw.RD Great Lakes Orange Aqua. Car	65.00
52266	LCCA Penna. 4-Bay Coal Hopper	39.95
52267	LCCA Penna. 4-Bay Coal Hopper	39.95
52330	B&O Museum Fundraisr Boxcar	95.00
52309	LTS Patriotic Uni-body Tank Car	95.00
52333	TCA B&O Harmony Scale Milk Car	64.95
52337	Milw.RD Great Lakes Silver Aquarium Car	49.95
52351	TTOS BNSF Icele Reefer w/ETD	75.00
52357	CMSIP&P Scale-Size Milk Car	89.95
52381	LTS Virginian St 'O' Coal Hopper	55.00
52384	TTOS Damage Control Transport Car	40.00
52385	Ward Kimball Grizzly Flats RR Boxcar	65.00
52410	TTOS T.S.P. Flatcar w/Pup Trailers	45.00
52414	TCA D&RG 50' Flatcar w/Snowmobiles	75.00
52415	TCA Kids Club Sheriff & Outlaw Car	49.95
52416	RR Museum of LI 125th Ann. Boxcar	75.00
52419	LOTS Touring Layout Operating Car	49.95
52420	NLOE LIRR 80th Ann. Diesel Boxcar	49.95
52455	C&W Uni-body Tank Car	65.00
52456	LTS Alpenrose Flatcar w/Milk Container	74.95
52466	CMSIP&P 40-Ton Stock Car	69.95
52516	TCA MWD U/P 6464-5909 Boxcar	79.95
52553	LOTS Tennessee Aquarium Car	75.00
52566	LTS State of Maine St 'O' Boxcar	54.95
52570	LI Riverhead Building Supply Boxcar	59.95
52571	LI Riverhead Grand Opening Boxcar	69.95
52572	Mil Road Reiman Aquarium Car	65.00
52573	TCA Sierra Railroad 40-Ton Stock Car	49.95
52586	NLOE Card of Aviation F/C w/Trailer	64.95
52592	NLOE Petland Discount Aquarium Car	89.95
58000	NLOE Firefighters Museum Tank Car	79.95
58560	LCS Southern Round Roof Boxcar	89.95
58576	Monon #3497-550x Operating Boxcar	84.95
58216	TCA Merchant Dispatch Transit Reefer	64.95
58571	TCA Bethlehem Steel PS-1 Boxcar	99.95
72511	LCCA 'Remember the Alamo' Mint Car	95.00
99007	Smuckers Hot Fudge Tank Car	60.00
52063	TCA NYL Pacemaker Boxcar-Overstamp	150.00
<b>LIONEL SCALE-SIZE CLIP OFFERINGS</b>		
52344	Milwaukee Road (Blue) Milk Car	89.95
52346	LTS D&H PS-2 Hopper	69.95
52376	TCA Great Northern REA Express Reefer	65.00
52500	TCA ATSF Grand Canyon Steel Reefer	65.00
52543	LCCA BNSF Mechanical 57' Icicles Reefer	95.00
52576	TCA Crystal Creamery Milk Car	99.95
52593	TCA Louisville & Nashville PS-1 Boxcar	69.95
53581	LCCA Texas Special Milk Car	129.95
52491	SusQ/Ontario North. PS-2 Hopper 2pk.	119.95
52594	TCA Quikrete Concrete Alum. Hopper	149.95
58228	LTS Burlington Lephyr Sheathed Boxcar	75.00
58509	N.S. Camouflage Zighted Flag PS-1 B/C	99.95
58593	LTS H.K. Porter Double-Sheathed Boxcar	\$79.95
83662	LTS Philadelphia Double-Sheathed Boxcar	\$99.95
<b>LIONEL FLATCAR W/TRUCK &amp; TRAILERS</b>		
52099	Missouri Pacific F/C w/Magic Lionel T&T	35.00
52116	Milwaukee Road F/C w/Tractor-Trailer	45.00
52117	Wabas F/C w/REA Tractor-Trailer	45.00
52167	Santa Fe F/C w/Navajo Tractor-Trailer	55.00
52180	Milwaukee Road F/C w/Preferred 45 T&T	45.00
52222	SSW Flatcar w/Southern Pacific T&T	65.00
52392	PRR F/C w/Hood's Milk Tanker Truck	60.00



# LIONEL SET SPARKS MEMORIES AT CHRISTMAS

A train from 1950 recalls a loving grandfather

STORY BY PAUL MUSCHICK


**F**or some people, the aroma that is most closely associated with Christmas is freshly baked cookies. For others, it's a wreath on the front door or cut pine. For me, however, it's the oily burn of my Lionel train set from the golden year of 1950 as it sparked across old sections of tubular track.

The electric train is one of the earliest memories I have of Christmas. I remember well it being on a white-sheeted platform that was then pushed under the decorated fir tree with tinsel icicles that filled the living room of my grandparents' home in Etna, Pa., a suburb of Pittsburgh.

These days, almost 75 years after Lionel No. 1467W made its debut, I will insist it doesn't feel like Christmas until the train gets rolling. It's how I keep my grandfather's memory alive. You see, he bought the train for my mother as a Christmas present when she was only two years old. Therefore, while the Lionel freight set technically was my mother's train, I will always associate it with my loving and thoughtful grandfather.

## WHAT WE HAD

I was just four years old when my grandfather died. The simple O-27 train and everything packed with it, moved to our house in Plum, Pa., another Pittsburgh



**Paul Muschick's mother, Janet, shown as a little girl with her parents, Joseph and Jane Farrell. The Lionel train set she received as a gift when she was young can be seen in the background.**

suburb. Dad would always set it up under our Christmas tree, and we'd enjoy what was just a short oval of track; nothing fancy or out of the ordinary.

The two No. 2023 Union Pacific Alco diesels towing a Lehigh Valley hopper, a Sunoco double-dome tanker, a yellow stockcar, and, of course, a red cabooses zipped past the manger and a handful of Plasticville buildings that never seemed to stay together very long.

That's probably because the Lionel train set (along with a flatcar we picked up somewhere along the way) was used as a toy by my brother and me. We'd build a city around it with our Matchbox and LEGO cars, pulling our fire engines in and out of the Plasticville fire station.

I don't recall when, but eventually the train stopped being a regular part of our Christmas. It stayed boxed up in the basement. Maybe it stopped working. More likely, the 4 x 8 platform was too big and we needed the room to host Christmas dinner. But even though we no longer used the train, I never forgot about it.

## NEW TRADITIONS

I returned to the Pittsburgh area shortly after graduating from college and moved into an apartment. My first Christmas there, I asked my parents if I could have the train. Naturally, they

said yes, and I took the Union Pacific Alco engine and the transformer to a hobby shop in town for a tune-up. Soon, the Lionel train ran like it was 1950 again.

That was all my soon-to-be wife and I needed to get started on a new tradition. We bought a ceramic building every year, with the goal of creating a Christmas train village. Cars, horse-drawn sleighs and various figures were added. So were trees, mailboxes, streetlamps, fire hydrants and everything else you'd see in a small town.

The Christmas display is not to scale. Neither one of us is particular about that. To the contrary, we've mixed and matched items that caught our fancy, buying an illuminated lighthouse at a beach trinket shop and a ceramic farm at Walmart.

**BRAND NEW — Two Sleek Union Pacific Diesel Sets**

Designed after famous "ALCO" American Locomotive Diesels

**No. 1464W "027" DIESEL 3-CAR PULLMAN**  
 Powered by the newly winning HOBBAS Improved Diesel with built-in fuel tank

**No. 1467W "027" DIESEL 4-CAR FREIGHT SET**  
 Featuring the built-in diesel engine

**\$55.00**

**\$47.50**

A Lionel No. 1467W Union Pacific Alco four-car freight set has been brightening up Christmas morning for generations of Paul Muschick's family since it was new in 1950. Besides matching diesels, the outfit featured the brand-new No. 6656 Lionel Lines stockcar.

The tradition continued even after we moved from Pennsylvania down to North Carolina. We expanded the plywood platform as our Christmas village grew. Needing more space, we moved it from beneath the tree to atop the pool table in another room.

When I moved back to Pennsylvania in 2004, I had a new incentive to put up the train — our young son loved trains.

By then, the Christmas village was largely complete, so we started buying a new train car every year. Our son got to choose.

As the years passed, it came as no surprise that our son was growing out of his train phase. Meanwhile, our lives got busier raising a second little boy. Somehow or other, the old Lionel trains ended up staying packed away for many Christmases.

## REVIVAL TIME

Even though the trains weren't a regular part of our Christmas, I missed them.

But assembling the platform, leveling the track, stringing the wires, and getting everything just right could take anywhere from six to eight hours. With everything else that needed to be done for the holidays, the Christmas village became a low priority.

I pulled it out again in 2020, for the first time in a while. I needed a pick-me-up as the pandemic worsened. Getting the Lionel train running again was great therapy.

I put it up for my mother as much as for

me. She enjoys seeing it because it brought back wonderful memories of her beloved father and childhood Christmases.

When I told her I was writing an article about the cherished train, she dug out a few black-and-white photographs and sent them to me. They show her with the train, and my grandparents. You'll find one of them accompanying

this article. Too bad I don't have many photos of my grandfather, Joseph Farrell, otherwise known as Butch.

My mom wasn't able to travel to our house for Christmas in 2020 because of the pandemic. Instead of packing up the old Lionel train, I left it up so it would be ready when she and my father came to see us for Christmas the following year. It was in the basement on the pool table, which rarely is used anymore. My mother was glad to see the train.

The Lionel train is starting to show its age. The old cars don't couple well. That's fine, because the engine no longer has enough power to pull them all across the old track. Frankly, I'm just thankful the Lionel still runs, especially after the locomotive took a terrible tumble 15 years ago. It fell off the table while rounding a curve and the frame cracked when it hit the floor. Blame the engineer — I should have known better.

To the rescue came Hal, the owner of

Hal's Appliance & Train Shop in Wilson, Pa. He had serviced the vintage Lionel engine for me several times, and he easily patched it back together.

I would have been heartbroken if that had been the end of the Lionel set from 1950. I don't get sentimentally attached to many things; the old train is an exception.

I hope my sons decide to keep the tradition alive. I'd love to visit one of their homes and see the old gal sparking along and breathe in the smell of Christmas. **CTT**



Want more stories of toy trains and the holidays? Our *Christmas & Electric Trains* special issue is available for purchase at [shop.trains.com](http://shop.trains.com) or by calling 877-243-4903.

**SHOP.TRAINS.COM**



# NO MORE OVERLOOKING LIONEL'S NO. D40 DISPLAY

Perhaps the greatest of its kind

STORY BY ROGER CARP

**P**ostwar displays — just hearing these two words is all it takes to launch Lionel or American Flyer fans into ecstasy. They rush to talk about the exciting operating layouts filled with the latest freight loaders and stations the two leading producers of electric trains had made available to authorized dealers throughout the 1950s.

Some of the greatest examples of those O and S gauge display layouts are shown and described in *Display Layouts and Showrooms*, the brand-new special-interest publication from the editorial and design teams associated with *Classic Toy Trains*. Among the gems honored in its 100 pages are Lionel's Nos. D-63 and D-265 and American Flyer's Nos. 301 and 400. Pristine examples of those postwar classics stand out.

Much as we wanted to honor those and other innovative and imaginative operating layouts, we knew as well that prior to the early 1950s, Lionel had put emphasis on a different type of display. Retail accounts found in the pages of its annual display listings an impressive product consisting of painted shelves rising over an elevated platform with an oval of O gauge track. The trend of offering what Lionel called "static displays" reached a peak with the No. D40 from 1951.

## NOTABLE TREND

Why select the D40, when it had so much in common in terms of design and dimensions with similar pieces developed by Lionel for, say, 1948 or 1950?

Admittedly, the Nos. 10M and 11 from those two noteworthy years for Lionel do closely resemble the D40 from 1951. Just looking over the illustrations and descriptions of the three items found in the display catalogs reveals shared elements. There were four ascending white shelves



The No. D40 display Lionel offered dealers back in 1951 exemplified a trend in the design of promotional items that had its roots in the late 1930s. The 4 x 6-foot "step display" delighted two children photographed in an unidentified business. Photo courtesy Keith Olmanni

— "steps," to use Lionel's terminology — whose purpose was obvious. Dealers were invited to arrange sets on them to present some of their finest sets to children and adults walking the aisles.

In addition, the D40 and the similar-looking displays marketed previously all featured a 4 x 6-foot painted tabletop with a loop of track and a siding or inner line where an accessory or operating car might be demonstrated while a train ran. The exact layout of the O gauge track might differ slightly, but the aim did not. Lionel was providing dealers with a simple yet efficient way of showing customers how one of its electric trains plus a few new accessories operated.

Frankly, there was nothing novel about

those 4 x 6-foot step displays, at least not by the time that Lionel commemorated its golden anniversary in 1950. Members of the Display Department based at the firm's industrial facility in northern New Jersey had introduced promotional items of that nature in the late 1930s. Then, as is discussed in both *Display Layouts and Showrooms* and *Lionel Trains: Best Layouts and Store Displays* from 2015 (available in digital form at [shop.trains.com](http://shop.trains.com)), they had revived that trend immediately after World War II.

Lionel did work with a few outside businesses to offer enormous and expensive displays in the late 1940s. And maybe a few of those extraordinary items were purchased by major department stores.

Most likely, however, retailers preferred smaller and more affordable 4 x 6-foot step displays, such as the 10M and 11.

## WHY THE D40?

Let's now complete the previous sentence by recognizing the D40 as yet another of the best choices a dealer might have made. This leads us back to the original question of why consider it the best representative of this notable trend in how displays were envisioned and marketed during the final years of the prewar era and once more after Lionel had revived its Display Department after the war.

The words an unidentified copywriter used to extol the D40 in the Display Catalog for 1951 could reasonably have been applied to either the 10M or the 11.

All three were, to begin, "Handsomely and sturdily made of wood" and provided "Two-Sided Visibility" while being "beautifully decorated."

Further, each of them was constructed so a store owner might place it to stand along a wall or to serve as an "island" for better visibility in the middle of an open area. Lionel wanted its step displays to guarantee maximum versatility.

Finally, the base with track and landscaping might be sold to an eager customer following the busy shopping season ending at Christmas. Heck, an ambitious store manager might find someone who would buy the entire display.

What causes the D40 to rise above its peers? Objectively, Lionel insisted it was "Even better than our display of last year."



**Lionel heralded the D40 in its display catalog for 1951 as beautiful and versatile. Besides four shelves on which to promote sets, it had a 4 x 6-foot layout for running a train and demonstrating a few accessories.**

No surprise, of course, that advertising staff would declare the new item superior to the 11 made available in 1950; otherwise, how else were they to generate sales?

Subjectively, the D40 reigns because unlike virtually any other postwar display of any kind, a photograph exists of it standing in a store with children admiring it. Nowhere else can we observe the pleasure and excitement of a step display or

even an operating O or S gauge layout with accessories nurtured.

## FINAL THOUGHTS

The black-and-white image snapped in an unnamed business actually does more than capture the wonderful reactions of two kids interacting with a postwar display. By studying the D40 shown and comparing it with both the one pictured in the catalog and a surviving example, we can discern how Lionel made changes.

As important, the artwork that was intended for the cardboard tower along the left side was modified. Pictures depicting "smoke" and "built-in whistle" and "real knuckle coupler" gave way to fundamental lettering in white. The semaphore on top also lost its announcement about "Magne-Traction."


The layout with an oval of track and an inner line using a pair of switches hardly changed. Neither did the accessories installed, although the location of the No. 154 Highway Flasher evidently was shifted back a few inches from the front.

Whoever had purchased the D40 shown in the black-and-white shot had been free to choose different sets to promote on the shelves. He had decided to use a larger and more powerful transformer while moving the No. 132 Passenger Station to the left side and sticking a leftover No. 156 Station Platform by it.

Feel free to keep studying the images of a D40 and see what else strikes you as important. For now, we're content to recall it as a truly great display. **CTT**



Comparing this surviving example of a D40 display against the ones that are illustrated in the display catalog and shown in the vintage black-and-white photo sheds light about how Lionel modified the 4 x 6-foot item when crews were building and wiring it.



**■ Display Layouts & Showrooms, our special issue, is available at [shop.trains.com](http://shop.trains.com) or by calling 877-243-4903. **SHOP.TRAINS.COM****



# KANSAS CITY AND ITS O GAUGE MASTERPIECE

TW TrainWorx builds a great layout for Union Station Kansas City

**K**ansas City means the heartland of America. It brings to mind the majesty of the Missouri River and the expeditions of Lewis and Clark. Kansas City signifies mouth-watering barbecue — you can fight about which restaurant has the best.

Kansas City calls itself a sports capital, and who dares to argue about that claim with Patrick Mahomes and George Brett on their side? Kansas City gets your fingers snapping and your toes tapping, thanks to jazz pioneers Count Basie and Charlie Parker and blues shouters Big Joe Turner and Jimmy Rushing.

Kansas City means railroads — today and always. The Santa Fe and the Union Pacific dominated the scene; another giant was the Kansas City Southern. Personal

experience reminds me how popular O gauge and HO scale modeling have been for generations. You could spend weeks in town visiting great layouts.

Now, to the good fortune of railfans and modelers alike, one remarkable site can satisfy everyone. Union Station Kansas City, long one of the wondrous railroad stations in the U.S., has been beautifully restored to glory. Among the finest reasons to plan a visit is the tremendous three-rail display finished just a few years

ago by the talented team of artisans that are affiliated with TW TrainWorx.

*Classic Toy Trains* Editor Rene Schweitzer has spent months compiling the extensive list of toy train layouts and exhibits open to the public you'll find elsewhere in this issue. I can't say that I've visited even half of them. Still, I will bet her the outstanding O gauge display at Union Station Kansas City can match any of them when it comes to entertaining and informing you. Time for a visit!

## HISTORIC SITE

Our destination is one of the principal tourist attractions in Kansas City. Stop by the National World War I Museum and Memorial or the Negro Leagues Baseball Museum first. And don't leave town without spending time at the American Jazz Museum and the National Museum of Toys and Miniatures. But somewhere in between, get yourself down to Union Station Kansas City.

The refurbished 110-year-old structure, still serving passenger traffic on a regular basis, promises fun and education. Depending on your interests, you can keep yourself occupied at the Science Center, the Irish Museum and Cultural Center, and the Center for Dance and Creativity. But most of the men and women reading CTT will want to walk if not sprint to the magnificent 20 x 27-foot layout.

The full and formal name of the three-rail exhibit is "All Aboard! Union Station Kansas City, Science City, Model Railroad Display." Quite a mouthful.



**1** On a beautiful June day in 1930, a 4-6-2 Pacific decorated for the Chicago & Alton RR flies past the Kansas City Livestock Exchange. The steam engine and tender came from the Lionel catalog of 2008 (No. 38657); the structure was a custom-made piece for the 20 x 27-foot exhibit designed by TW TrainWorx.

**2** What a glorious sight this MTH RailKing No. 30-20036-1 Kansas City Southern F3 A unit makes while awaiting its next assignment at the hand-crafted replica of Union Station Kansas City. Want to see more scenes like this beautiful one? Then plan to visit the O gauge railroad housed at the refurbished depot in Kansas City.







**3** This photo shared by TW TrainWorx shows the Union Station Kansas City Model Railroad Display right after its completion. Once everything was checked over and tested, crews would transport it to Kansas City and install it.

The big layout is nestled between the loading platforms built on the lower-track level of the facility. It was designed to pay tribute to and thus enlighten adults and kids about railroading in America and the social and cultural influence that key segment of the transportation industry has had over the past 200 years.

#### PRELIMINARY WORK

The story behind the layout, its design and construction, opened almost a decade ago. The Lionel Collectors Club of America planned to hold its 2016 annual national convention in Kansas City. In preparation, officers of the LCCA contacted TW TrainWorx, a highly respected layout-building

firm with shops in Concord, N.C., and its headquarters in Dallas, about constructing a replica of Union Station Kansas City.

The stunning model, which became a treasured addition to the Landmark Series developed by TW TrainWorx, went on display in Kansas City for the next year. Then in 2017, a local patron purchased the replica to donate to the station.

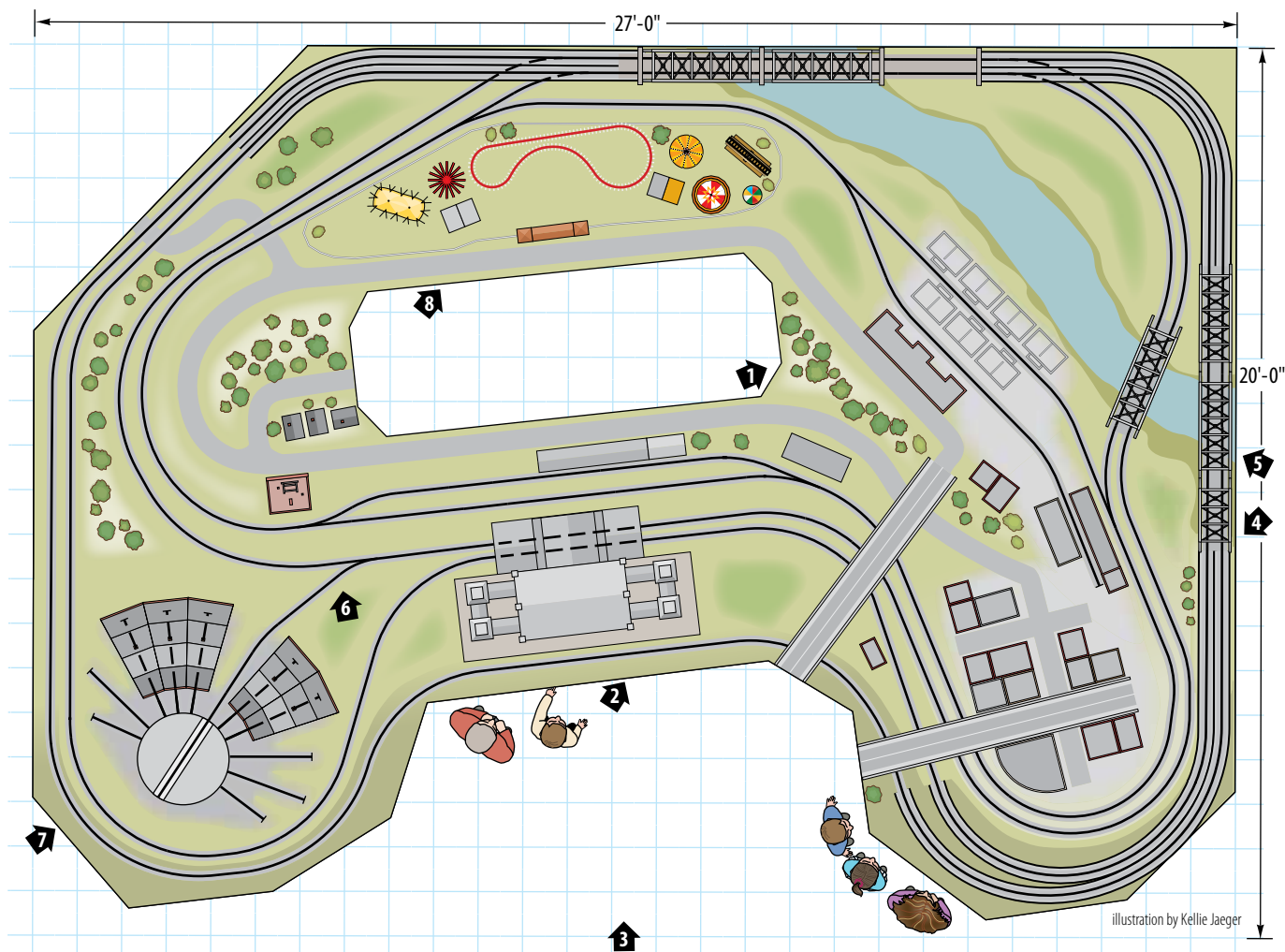
At the presentation ceremony, Union Station Kansas City Chief Executive Officer George Guastello spoke with Roger Farkash, founder of TW TrainWorx, about the history of the structure and the importance of railroading in the city. None of this was new to Roger, who had studied at the Kansas City Art Institute in the 1970s and spent endless hours exploring the station while watching trains.

The two men hit it off, and each expressed a wish to collaborate on an O gauge railroad for Union Station Kansas City. Their hopes became a reality in September of 2018, after several productive discussions with Director of Exhibits and Projects for Science City Jeff Rosenblatt. He encouraged Roger Farkash on behalf of TW TrainWorx to submit a proposal for building a three-rail display.

Months of effort by TW TrainWorx culminated in the acceptance of the firm's plan toward the end of 2018. Fine-tuning of the design went on during the following year until everyone involved was satisfied the proposed layout would fit into the designated space while meeting the overall



**4** Refrigerator cars that are loaded with locally packed beef are rumbling out of Kansas City, bound for western markets. The action takes place on the O gauge layout at Union Station Kansas City, a magnificent operating display open to residents and tourists alike.



## AT A GLANCE

**Name:** Union Station Kansas City Model Railroad Display

**Gauge:** O

**Dimensions:** 20 x 27 feet

**Track:** GarGraves (maximum diameter is 84 inches)

**Turnouts:** Ross Custom Switches

**Motive power and rolling stock:** Atlas O, Lionel, MTH, 3rd Rail

**Controls:** Lionel CW-80 transformers (13)

**Accessories:** Coaster Dynamics, Department 56, Lionel

**Structures:** Atlas O, Lionel, MTH, scratchbuilt

**Vehicles:** Eligor, Ertl, Matchbox, Solido

**Figures:** Artista, Preiser, Woodland Scenics

The Union Station Kansas City Model Railroad Display has four independent O gauge loops plus several scale replicas of local landmarks designed and built by TW TrainWorx. The numbered arrows correspond to the numbers in each of the captioned pictures.



**5** Wandering along the banks of the Missouri River, we suddenly stop to admire the Santa Fe freight train braking to a halt. The custom-made bridges, realistic water, and detailed structures testify to the wide range of modeling skills at TW TrainWorx.





**6** Life is quiet and still on this Sunday morning almost 100 years ago. Families in the small houses have awakened and probably are now preparing to go to church.

goals of the leadership of Union Station Kansas City. Adequate funding was allocated, and work began.

#### RECREATE THE PAST

Designers and modelers at TW TrainWorx have over the past 20 years faced any number of hurdles when developing layouts for public facilities and private individuals. Even so, Roger Farkash and his wife and

business partner, Dorcie Farkash, knew they faced some unique challenges before they had even cut the first piece of wood or soldered the first wire at Union Station Kansas City.

TW TrainWorx was being instructed to create a massive and advanced O gauge layout capable of appealing to young children as well as the adults the age of their parents and grandparents. The display

must be physically accessible to each and every visitor while also engaging them with ongoing activity and striking scenery.

Furthermore, Union Station Kansas City had requested several detailed replicas of notable structures and institutions in the city's history. Key people there wanted the exhibit to show viewers what life had been like from the 1920s through the 1950s, a span of three decades when Kansas City had undergone significant demographic, social, economic, political, and cultural changes.

Needless to say, railroading in and around the city also had experienced incredible changes during that 30-year period. Somehow, sections of the 470-square-foot layout were expected to reflect and illustrate what had happened.

And, as a point understood by everyone involved as an absolute given, the layout would have to run flawlessly hour after hour and day after day. Trains must stay on the rails and never suffer an embarrassing short circuit or collision.


Push buttons were installed on the exterior of the display so museum attendees could activate lights and accessories and thus believe they were interacting with it simply could not fail. Otherwise, youngsters and other ticket holders might leave with feelings of disappointment and



**7** The dedicated crew that finished servicing another of the 2-8-2 Mikados on the Kansas City Southern locomotive roster pauses from their labor to admire the powerful steam engine and tender gleaming in the sunlight..



**8** Every boy and girl growing up in Kansas City between the 1920s and '70s spent plenty of days at Fairyland Park. The premier amusement park in the area, it had thrill rides, arcade games, cotton candy and ice cream, and much more for kids.



frustration. To put it plainly, lots and lots had to go right. Still, the team at TW TrainWorx knew they were ready to go.

### KID-FRIENDLY FOUNDATION

By the time TW TrainWorx received confirmation of its selection as the builder of the layout, its talented crews had standardized their methods for assembling benchwork, laying track, wiring transformers and electrical blocks, and crafting the landscaping. They had as well narrowed down the materials best suited for each of the tasks associated with those familiar steps in the process.

Consider the foundation. Recognizing that the O gauge model railroad was supposed to win the approval of boys and girls no older than 10 years of age, TW TrainWorx determined the main platform would be roughly 30 inches high. Even the youngest visitor, they concluded, would be able to watch all the trains pass by.

Better yet, the exhibit's design was going to include a wide tunnel through which kids could climb from the exterior to reach an open area in the center of the exhibit. That feature would let them check out the layout — its trains and many vignettes — from a perspective not available if they remained on the periphery.

### ELECTRONIC BASICS

To operate a layout as large and complex as this one, Roger and Dorcie opted for what they describe as “modified conventional control.” The railroad consists of four independent loops of track, each of which is controlled by three Lionel CW-80 transformers. And each of the loops has been divided into electrical blocks labeled, “Incline,” “Level,” and “Decline.”

Roger added, “Trains do not run continuously. Letting them go without interruption would mean replacing the locomotives too often. So, we installed push buttons to activate each loop of track to involve visitors and added timers and relays that vary how long there's activity on each loop. It simplifies operation.”

### ALMOST FINISHED

Everything was moving toward completion by the early months of 2020. Computer-generated vinyl backdrops had been installed by the staff of the Science Center at Union Station Kansas City, and TW TrainWorx workers had done their magic with FlexCoat and acrylics for the streets.

Everything else paled in comparison to the replicas of the landmark structures that had defined Kansas City in the previous century. The greatness of TW TrainWorx comes out when making buildings.

“We begin,” Dorcie said, “by using AutoCad programs to design the scale models. Historic photos provide guidance. So does going to the site to take measurements. If possible, we consult architectural

drawings. Next, the files are laser-cut or laser-resin-printed, using the best materials and assembled.”

The custom-made stations, factories, businesses, and residential structures are

colored and weathered. So are “stock” structures made from parts from items by Atlas O, Korber, Lionel, and MTH.

Transporting the finished bridges and buildings from Dallas to Kansas City and settling them into their new homes on the layout went smoothly. Before long, the managers and personnel at Union Station Kansas City were finalizing plans to open the exhibit. All the preliminary work had come to a close, and soon throngs of visitors would arrive to see the layout. **CTT**

### KEY PEOPLE THERE WANTED THE EXHIBIT TO SHOW VIEWERS WHAT LIFE HAD BEEN LIKE FROM THE 1920S THROUGH THE 1950S.



# TOY TRAIN LAYOUTS *YOU CAN VISIT*

See some of the hobby's finest displays


STORY BY RENE SCHWEITZER

**S**hortly after I became editor of *Classic Toy Trains* in 2023, I put out a request for toy train layouts open to the public. You, our readers, did not disappoint! I present this list of more than 80 locations you can visit from across the U.S. and Canada. It includes a variety of layouts, museums, hobby shops, and more.

While I have done my best to provide the most current information, you should call ahead before traveling any distance. The status of any location can change.

If your layout is not included here, please email me at [editor@classictoytrains.com](mailto:editor@classictoytrains.com) so I can continue building this list.

WHIPPANY RAILWAY MUSEUM, WHIPPANY, N.J.



Steve Heavrin photo

## ALABAMA

### Foley Railroad Museum and Model Train Exhibit

125 E. Laurel Ave.

Foley, AL 36535

**Phone:** 251-943-1818

**Website:** foleyrailroadmuseum.com

**Open:** Tues, Thurs., Sat; check website for hours

O scale layout

## ALASKA

### Museum of Alaska Transportation and Industry - Whitney Section House

3800 W. Museum Dr.

Wasilla, AK 99564

**Phone:** 907-376-1211

**Website:** museumofalaska.org

**Open:** May to September every day except Mon.; 10 a.m. to 5 p.m.

O and S gauge layouts

## ARIZONA

### Gadsden-Pacific Division Toy Train Operating Museum

3975 N. Miller Ave.

Tucson, AZ 85705

**Phone:** 520-888-2222 (recorded message)

**Website:** gpdtoytrainmuseum.com

**Open:** Second and fourth Sun. of each month except June, July, and August. See website for calendar. Standard, O, and S gauge layouts

### Kingman Railroad Museum

401 E. Andy Devine Ave.

Kingman, AZ 86401

**Phone:** 928-753-7995

**Website:** facebook.com/kingmanrailroadmuseum

**Open:** Fri.-Sun., 10 a.m. to 4 p.m.

O gauge layout

### McCormick-Stillman Railroad Park

7301 E. Indian Bend

Scottsdale, AZ 85250

**Phone:** 480-312-2312

**Website:** therailroadpark.com

**Open:** Daily 11 a.m. to 4 p.m.

O gauge layout

## CALIFORNIA

### Alameda County Central Railroad Society

Alameda Cty. Fairgrounds (Gate 12)

2005 Valley Ave.

Pleasanton, CA 94566

**Email:** info@accrs.org

**Website:** accrs.org

**Open:** Friday, 6:30 to 9 p.m.; special events and open houses

O gauge layout

### Bosse Toy Train Museum

1303 State St.

Santa Barbara, CA 93101

**Phone:** 805-708-4444

**Website:** bossetoytrainmuseum.org

**Open:** By appointment. Call or visit website to schedule.

O gauge layout and collection

### California State Railroad Museum

111 "I" St.

Sacramento, CA 95814

**Phone:** 916-445-6645

**Website:** californiastaterailroadmuseum.org

**Open:** Daily 10 a.m. to 5 p.m.

Standard and O gauge layouts

### Carquinez Toy Train Museum

645 Loring Ave.

Pleasant Hill, CA 94523

**Phone:** 510-722-3323

**Website:** cttom.org

**Open:** See website for events and general meetings

O gauge layout and museum

### Golden State Model Railroad Museum

900-A Dorman Dr.

Point Richmond, CA 94801

**Phone:** 510-234-4884 (recorded message)

**Website:** gsmrm.org/index.shtml

**Open:** April-November, Sun. noon to 5 p.m.; other events on website

O scale layout

### San Diego Model Railroad Museum

Balboa Park, 1649 El Prado St.

San Diego, CA 92101

**Phone:** 619-696-0199

**Website:** sdmrm.org

**Open:** Tue., Wed., Thur., Fri. 10 a.m. to 4 p.m.; Sat., Sun. 11 a.m. to 5 p.m.

O gauge layout



MOORE MUSEUM, ONTARIO, CANADA

Tom Walter photo

### San Diego S Gaugers

Grossmont Center

5500 Grossmont Center

La Mesa, CA 91942

**Website:** sites.google.com/site/sdsgaugers

**Open:** Tues., Sat. noon to 5 p.m.; see website for special events

S gauge layout

### San Leandro Railway Historical Society

1302 Orchard Ave.

San Leandro, CA 94577

**Phone:** 510-569-2490

**Website:** slhrs.org

**Open:** Tuesday, 7 to 9 p.m., Sat., 9 a.m. to 1 p.m.; special events online

O gauge layout

## COLORADO

### Colorado Railroad Museum

680 10th St.

Greeley, CO 80631

**Website:** cmrm.org

**Phone:** 970-392-2934

**Open:** year round

O gauge layout, Lionel collection

### Frisco Historic Park & Museum

1 Main St.

Frisco, CO 80443

**Phone:** 970-668-3428

**Website:** townoffrisco.com

**Open:** Year round; hours vary; contact for current hours

O gauge layout; free self-guided tour

## CONNECTICUT

### Boothe Memorial Railway Society

Boothe Memorial Park

5800 Main Street Putney

Stratford, CT 06614

**Email:** bmrailways@gmail.com

**Website:** bmrailways.com

**Open:** Year round. Email or see online calendar for events.

O, S gauge layouts

### Connecticut Society of Ferroequinologists & Model Railway Engineers

Time Machine Hobby

71 Hilliard St.

Manchester, CT 06042

**Phone:** 860-646-0610

**Website:** timemachinehobby.com

**Open:** First & third Sunday of each month, 1 to 4 p.m. Call for information.

O gauge layout

## FLORIDA

### Beaches Museum

381 Beach Blvd.

Jacksonville Beach, FL 32250

**Phone:** 904-241-5657, info@beachesmuseum.org

**Website:** beachesmuseum.org

**Open:** Tues.-Sun.; check website for special events

O gauge layout



### Gold Coast Railroad Museum

12450 S.W. 152nd St.

Miami, FL 33177

**Phone:** 305-253-0063

**Website:** goldcoastrailroadmuseum.org

**Museum:** Weekdays, 10 a.m. to 4 p.m.; weekends, 11 a.m. to 4 p.m.

**Model Train Building:** Weekdays, 10 a.m. to 2 p.m.; weekends, 11 a.m. to 4 p.m.

0 gauge layout

### Naples Lionel Train Museum

1051 Fifth Ave. S.

Naples, FL 34102

**Phone:** 239-262-1776

**Website:** explorenaples.com (select museums)

**Open:** Mon.-Sat., 9 a.m. to 4 p.m.

0 gauge layout

### GEORGIA

#### Legacy Station (hobby shop)

4153 Lawrenceville Hwy. No. 12

Lilburn, GA 30047

**Phone:** 770-339-7780

**Website:** legacystation.com

**Open:** Year round

0 gauge layout

### Trainmaster Models (hobby shop)

601 E. Main St.

Buford, GA 30518

**Phone:** 678-546-3600

**Website:** trainmastermodels.com

**Open:** Year round

0 gauge layout

### HAWAII

#### Toy Train Museum

##### Hawaiian Railway Society

91-1001 Renton Rd.

Ewa, HI 96706

**Phone:** 808-681-5461

**Website:** hawaiianrailway.com/  
ToyTrainMuseum.php

**Open:** Wed., noon to 1 p.m., Sat.-Sun.,  
11 a.m. to 3 p.m.

0 gauge layout

### ILLINOIS

#### Illinois Railway Museum

7000 Olson Rd.

Union, IL 60180

**Phone:** 815-923-4391

**Website:** irm.org

**Open:** Wed., Sat., Sun., 10 a.m. to 4 p.m.

0 gauge railway

### INDIANA

#### Mr. Muffin's Train Layout

163 E. Main St.

Atlanta, IN 46031

**Website:** mrmuffinstrains.com

**Open:** Sat., 10 a.m. to 4 p.m. or by appointment

0 gauge layout and collection; Mr. Muffin's Trains hobby store located at 177 W. Main

#### National New York Central RR Museum

Box 1708

721 S. Main St.

Elkhart, IN 46515

**Phone:** 574-294-3001

**Website:** elkhartindiana.org

**Open:** Tue., Wed., Thur., Fri., Sat. 10 a.m. to 5 p.m.; Sun. noon to 4 p.m.

0 gauge layout

### IOWA

#### Sioux City Railroad Museum

3400 Sioux River Rd.

1A Hwy. 12 North

Loess Hills National Scenic Byway  
Sioux City, IA 51102

**Phone:** 712-233-6996

**Website:** siouxcityrailroadmuseum.org

**Open:** Thurs.-Sun.

0 gauge layout

### KANSAS

#### Exploration Place

300 N. McLean Blvd.

Wichita, KS 67203

**Phone:** 316-660-0600

**Website:** exploration.org

**Open:** year round; see website for hours

0 gauge layout

#### Wichita Toy Train Museum

130 Laura St.

Wichita, KS 67211

**Phone:** 316-633-1179

**Website:** wichitatomytrainmuseum.org

**Open:** year round; Sat., 10 a.m. to 5 p.m.

0 gauge layouts; S gauge layout

### KENTUCKY

#### Nostalgia Station Toy & Train Museum

279 Depot St.

Versailles, KY 40383

**Phone:** 859-873-2497

**Open:** Wed.-Fri., 10 a.m. to 5 p.m.

**Website:** nostalgystationmuseum.com

0 gauge layouts and collection

### MARYLAND

#### Hagerstown Roundhouse Museum

296 Burhans Blvd.

Hagerstown, MD 21741

**Phone:** 301-739-4665

**Open:** Fri.-Sun., noon to 4 p.m.

**Website:** roundhouse.org

0 gauge and seasonal layouts

#### Sykesville & Patapsco Ry.

731 Oklahoma Ave.

Sykesville, MD 21784-7363.

**Phone:** 443-280-9878

**Email:** contact@sprailway.com

**Website:** facebook.com/sprailway

**Open:** See website for open house schedule

0 and S gauge layouts

### MASSACHUSETTS

#### Bay State Model Railroad Museum

760 South St.

Roslindale, MA 02131

**Phone:** 617-327-4341


**Website:** bsmrm.org

**Open:** Open houses/special events. Book a visit via the website or email

info@bsmrm.org

0 gauge layout

FLAT ROCK MODEL TRAIN DEPOT AND MUSEUM, FLAT ROCK, MICH.



Steve Heavrin photo

## Hilltop Plaza

180 Route 6A  
Unit 3A, Lower Level  
Orleans, MA 02653

**Website:** [nausetmodelrrclub.com](http://nausetmodelrrclub.com)

**Open:** See website for open house schedule

O and S gauge layouts

## Wenham Museum

Bennett E. Merry Train Gallery  
132 Main St.  
Wenham, MA 01984

**Phone:** 978-468-2377

**Website:** [wenhammuseum.org](http://wenhammuseum.org)

**Open:** Tue. through Sun. 10 a.m. to 4 p.m.; Summer hours may vary.

O and large scale layouts

## MICHIGAN

### The Henry Ford

20900 Oakwood Boulevard  
Dearborn, MI 48124-5029

**Phone:** 313-982-6001

**Website:** [thehenryford.org](http://thehenryford.org)

**Open:** year round

O gauge layout

### Flat Rock Model Train Depot and Museum

28700 Arsenal Rd.  
Flat Rock MI 48134

**Phone:** 734-782-2786

**Website:** none; find on Facebook

**Open:** weekends, October-April, 1 to 4 p.m.

O and S gauge layouts; displays of O, Standard gauge, and large scale items

## MINNESOTA

### Crosslake Train Club

36184 County Rd. 66  
Crosslake, MN 56442

**Phone:** 218-692-1900

**Website:** [crosslaketrainclub.com](http://crosslaketrainclub.com)

**Open:** Sat., 10 a.m. to 2 p.m.; Wed. hours during summer

O gauge and large scale layouts

### Twin City Model Railroad Museum

668 Transfer Rd., Ste. 8  
St. Paul, MN 55114

**Phone:** 651-647-9628

**Website:** [tcmmr.org](http://tcmmr.org)

**Open:** See website for hours and open house schedule

O scale layout

## MISSOURI

### Big River Train Town

320 N. Third St.  
Hannibal, MO 63401

**Phone:** 573-221-1966

**Website:** [visithannibal.com](http://visithannibal.com)

**Open:** Mon. through Sat. 10 a.m. to 5 p.m.; Sun. 10 a.m. to 3 p.m.

O gauge layout

### KC Rail Experience

30 W. Pershing Rd.  
Kansas City, MO 64108

**Phone:** 816-460-2020

**Website:** [unionstation.org](http://unionstation.org)

**Open:** year round; check website for more info

O gauge and large scale layouts

## MISSISSIPPI

### TrainTastic (formerly Mississippi Coast Model Railroad Museum)

615 Pass Rd.  
Gulfport, MS 39507

**Phone:** 228-284-5731

**Website:** [traintastic.com](http://traintastic.com)

**Open:** Year round; check website for hours

Layouts in multiple scales, including LEGO

## NEW JERSEY

### Cape Atlantic Model Railroad Club

599 Marks Rd.  
Somers Point, NJ 08244

**Phone:** John Barbieri, 609-517-9064

**Email:** [capeatlanticmodelrailroad@gmail.com](mailto:capeatlanticmodelrailroad@gmail.com)

O gauge layout

### Morris Museum

6 Normandy Heights Rd.  
Morristown, NJ 07960

**Phone:** 973-971-3700

**Website:** [morrismuseum.org](http://morrismuseum.org)

**Open:** Wed.-Sun., 11 a.m. to 5 p.m.

O gauge layout

### New Jersey Hi-Railers Train Club

185 Sixth Ave.  
Paterson, NJ 07524

**Phone:** 973-553-1555

**Website:** [njhirailers.com](http://njhirailers.com)

**Open:** check website for shows/open houses

O gauge layout

### New York Society of Model Engineers

341 Hoboken Rd.,  
Carlstadt, NJ 07072

**Phone:** 201-939-9212

**Website:** [modelengineers.org](http://modelengineers.org)

**Open:** Wed. 7 to 9:30 p.m. Visit website for events.

O scale layout

### Northlandz

495 Rt. 202  
Flemington, NJ 08822

**Phone:** 908-782-4022

**Website:** [northlandz.com](http://northlandz.com)

**Open:** Thurs.-Monday, 10 a.m. to 6 p.m.

O gauge layout

### Ocean County Society of Model Railroaders

500 Country Club Dr.  
Lakewood, NJ 08701

**Phone:** 732-363-7799

**Website:** [ocsmr.com](http://ocsmr.com)

**Open:** Tues. & Fri., 6:30-10 p.m. and by appointment

S and O gauge layouts

### Whippany Railway Museum

PO Box 16  
Whippany, NJ 07981-0016

**Phone:** 973-887-8177

**Website:** [whippanyrailwaymuseum.net](http://whippanyrailwaymuseum.net)

**Open:** year round; see website for hours

O gauge layout

## NEBRASKA

### Nebraska-Iowa Railroaders layout

Oak View Mall, first floor  
3001 S. 144th St.

Omaha, NE 68144

**Website:** [nebraskaiowarailroaders.com](http://nebraskaiowarailroaders.com), [oakviewmall.com](http://oakviewmall.com)

**Open:** Sat 10 a.m. to 4 p.m. See website for special events

O scale layout; elevated large scale track

## NEW YORK

### Edgerton Model Railroad

Edgerton Recreation Center  
41 Backus St.


Rochester, NY 14608

**Phone:** 585-428-6769

**Website:** [cityofrochester.gov](http://cityofrochester.gov)

**Open:** Last Sat. of the month, 11 am. to 2 p.m.; also by appointment

O gauge layout



### More places to visit

A collection of 500+ railroad destinations across the U.S. and Canada is available in the newly redesigned 10th edition of the *Tourist Train Guidebook*! For sale at [shop.trains.com](http://shop.trains.com)

### Cooperstown & Charlotte Valley Railroad

136 E. Main St.  
Milford, NY 13807

**Phone:** 607-432-2429 (not actively monitored, prefer email at [cacvrr@yahoo.com](mailto:cacvrr@yahoo.com))

**Website:** [www.lrh.com](http://www.lrh.com)

**Open:** March-December. See website for schedule.

Lionel postwar D-131 layout in Milford depot

### Manchester Model Railroad Association

103 S. Main St.  
Manchester, NY 14504

**Phone:** 585-478-4269

**Website:** [mmra1853.org](http://mmra1853.org)

**Open:** Third Sunday of the month

O scale layout

### Train Masters of Babylon layout

Upper Room Christian Center  
722 Deer Park Ave.

Dix Hills, NY 11746

**Phone:** 631-486-0986

**Email:** [tbtrainclub@gmail.com](mailto:tbtrainclub@gmail.com)

**Website:** [www.tbmodeltrainclub.com](http://www.tbmodeltrainclub.com)

**Open:** Hours vary by season; check website

O gauge layout





WICHITA TOY TRAIN MUSEUM, WICHITA, KAN.

Rene Schweitzer photo

**Railroad Museum of Long Island**  
40 Fourth St.  
Greenport, NY 11944  
**Phone:** 631-477-0439  
**Website:** rml.i.org  
**Open:** Hours vary; check website  
0 gauge layout

## NORTH CAROLINA

**Ablemarle Railroad Club**  
1051 Hwy. 17 S.  
Elizabeth City, NC 27909  
**Phone:** 252-430-4630  
**Email:** sutphen2116@outlook.com  
**Open:** Sat., 10 a.m. to 2 p.m.;  
extended hours Nov.-Dec.  
S and 0 gauge layouts

**Great Smoky Mountain Railroad**  
45 Mitchell St.  
Bryson City, NC 28713  
**Phone:** 800-872-4681  
**Website:** gsmr.com  
**Open:** Times vary by month (consult  
website)  
0 gauge layouts

## OHIO

**Central Ohio Model Railroad Club**  
6471 Proprietors Rd.  
Worthington OH 43085  
**Website:** comrc.club  
**Open:** See website for schedule  
0 and S scale layouts

**Cincinnati Museum Center**  
1301 Western Ave.  
Cincinnati, OH 45203

**Phone:** 800-733-2077  
**Email:** information@cincymuseum.  
org  
**Website:** cincymuseum.org  
**Open:** Weekdays, Sat. 10 a.m. to 5  
p.m.; Sun. 11 a.m. to 6 p.m.  
S gauge layout

**Corner Field Model Railroad  
Museum and Hobby**  
16720 Pioneer Rd.  
Middlefield, OH 44062  
**Phone:** 440-636-5162  
**Website:** cornerfieldmodelrailroad  
museumandhobby.com  
**Open:** Year round  
0 gauge layout and hobby store

**EnterTrainment Junction**  
7379 Squire Ct.  
West Chester, OH 45069  
**Phone:** 513-898-8000  
**Website:** entertrainmentjunction.  
com  
**Open:** Mon.-Sat., 10 a.m. to 6 p.m.;  
Sun., Noon. to 6 p.m.  
Large scale layout and museum  
**Note:** Venue closing permanently  
after 12/31/24.

## OKLAHOMA

**RS & K Railroad Museum**  
411 N. Sixth St.  
Sayre, OK 73662  
**Phone:** 580-928-3525  
**Website:** sayreok.net  
**Open:** Daily 9 a.m. to 9 p.m.  
Multiple gauge layouts

**Science Museum Oklahoma**  
2020 Remington Pl.  
Oklahoma City, OK 73111  
**Phone:** 405-602-6664  
**Website:** sciencemuseumok.org  
**Open:** year round  
Tiny Tracks model train exhibit

## PENNSYLVANIA

**Choo Choo Barn**  
Route 741 E.  
226 Gap Rd.  
Strasburg, PA 1757  
**Phone:** 717-687-7911  
**Website:** choochoochoobarn.com  
**Open:** year round  
0 gauge layout and hobby shop

**Milton Model Train Museum**  
139 S. Front St.  
Milton, PA 17847  
**Phone:** 570-742-7377  
**Website:** miltonmodeltrainmuseum.  
org  
**Open:** See Facebook page for sched-  
ule: facebook.com/miltonmodel  
trainmuseumofpa  
0 gauge layout

**Miniature Railroad & Village**  
Carnegie Science Center  
1 Allegheny Ave  
Pittsburgh, PA 15212  
**Phone:** 412-237-3400  
**Website:** carnegiesciencecenter.  
org/exhibits/miniature-railroad/  
**Open:** Wed.-Mon., 10 a.m. to 5 p.m.  
0 gauge layout

**National Toy Train Museum**  
300 Paradise Ln.  
Strasburg, PA 17572  
**Phone:** 717-687-8976

**Website:** www.tcatrains.org/  
museum  
**Open:** April-Dec., 10 a.m. to 5 p.m.  
G, O, S, Standard gauge, and LEGO  
layouts

**Railroad Museum of Pennsylvania**  
300 Gap Rd.  
Strasburg, PA 17579  
**Phone:** 717-687-8628  
**Website:** rrmuseumpa.org  
**Open:** Wed.-Sun.; see website  
0 gauge, 0 scale, S gauge/scale,  
large scale layouts

**Western Pennsylvania Model Rail-  
road Museum**  
5507 Lakeside Dr.  
Gibsonia, PA 15044  
**Phone:** 724-444-6944  
**Website:** wpmrm.org  
**Open:** Nov.-Jan. Group tours available  
by emailing groupinfo@wpmrm.org  
0 gauge layout

## SOUTH CAROLINA

**Associated Model Railroads of  
Columbia**  
1800 Lincoln St.  
Columbia, SC 29201  
**Website:** amroc.org  
**Open:** Thursday nights  
0, S, and large scale layouts

**Grand Strand Model Railroaders**  
Myrtle Beach Mall  
10177 N. Kings Hwy.  
Myrtle Beach SC, 29572  
**Phone:** 834-273-4625  
**Website:** gsmrrc.org  
**Open:** Wed., noon to 4 p.m.; Sat., 10  
a.m. to 4 p.m.  
0 gauge layout

## TEXAS

**Central Texas Area Model Railroad-  
ers**  
403 W. Ave. B  
Temple, TX 76501  
**Email:** centramodrrclub@gmail.com  
**Website:** centramodrr.com  
**Open:** First and third Saturdays of  
the month, 1 to 5 p.m.  
0 scale, large scale layouts

**Eagle Lake Depot Museum**  
322 E. Main St.  
Eagle Lake, TX 77434  
**Email:** stationagent@eaglelakede-  
pot.org

**Website:** eaglelakedepot.org  
**Open:** Second and fourth Saturdays,  
10 a.m. to 3 p.m.  
0 scale layout

#### **Gaylord Texan Resort & Convention Center**

1501 Gaylord Trail  
Grapevine, TX 76051  
**Phone:** 877-491-5138  
**Website:** marriott.com/en-us/hotels/dalgt-gaylord-texan-resort-and-convention-center/overview/  
**Open:** year round  
0 gauge and large scale layouts

#### **Leonard's Department Store Museum**

200 Carroll St.  
Fort Worth, TX 76107-1900  
**Phone:** 817-336-9111  
**Website:** facebook.com/LeonardsMuseum  
**Open:** 10 a.m. to 4 p.m.  
Restored Lionel postwar D-147 display layout

#### **Lone Star Hi-Railers layout**

410 West Dallas Rd.  
Grapevine, TX 75061  
**Website:** lonestarhirlers.com  
**Open:** Sat., 10 a.m. to 4 p.m.; Sun, noon to 3 p.m.  
0 scale layout in baggage car

#### **Texas Transportation Museum**

11731 Wetmore Rd.  
San Antonio, TX 78247  
**Phone:** 210-490-3554  
**Website:** txtransportationmuseum.org  
**Open:** Thur., Fri. 9 a.m. to 3 p.m., Sat., Sun. 10 a.m. to 4 p.m.  
0 and Standard gauge layouts

### **VIRGINIA**

#### **Bevell's Hardware**

109 N. High St.  
Blackstone, VA 23824  
**Phone:** 434-292-7208  
**Open:** Thanksgiving into the following January. Weekdays 10 a.m. to 7 p.m.; Sat. 10 a.m. to 5 p.m.; Sunday noon to 4 p.m.  
0 gauge layout

#### **Children's Museum of Virginia**

21 High St.  
Portsmouth, VA 23704  
**Phone:** 757-393-5258  
**Website:** childrensmuseumvirginia.com

**Open:** Mondays, Memorial Day through Labor Day  
0 gauge layout and vintage trains

#### **Virginia Museum of Transportation**

303 Norfolk Ave.  
Roanoke, VA 24016  
**Phone:** 540-342-5670  
**Website:** vmt.org  
**Open:** Mon. to Sat. 10 a.m. to 5 p.m.; Sunday 1 p.m. to 5 p.m.  
0 gauge layout

### **WEST VIRGINIA**

#### **Mid-Ohio Valley Model Railroad Club**

610 Green St.  
Parkersburg, WV 26101  
**Website:** movmrc.org  
**Open:** Tue., Thur. evenings and during club events  
**S gauge layout open:** Second and fourth Thur. of each month and during club events  
0 gauge layout

#### **Kruger Street Toy and Train Museum**

144 Kruger St.  
Wheeling, WV 26003  
**Phone:** 304-242-8133 or 877-242-8133  
**Email:** museum@toyandtrain.com  
**Website:** toyandtrain.com  
**Open:** January 2 to Memorial Day, Sat., Sun. 9 a.m. to 4 p.m.; after

Memorial Day to December 31, daily  
9 a.m. to 4 p.m.  
0 gauge and large scale layouts

#### **Oglebay Park Good Zoo**

465 Lodge Dr.  
Wheeling, WV 26003  
**Phone:** 304-243-4030  
**Website:** oglebay-resort.com/goodzoo/train  
**Open:** Daily 11 a.m. to 4 p.m.  
0 gauge layout

### **WISCONSIN**

#### **Milwaukee Lionel Railroad Club**

2721 S. Calhoun Rd.  
New Berlin, WI 53151  
**Phone:** 262-754-9900  
**Website:** milw-lrrc.com  
**Open:** Fri. 1 to 10 p.m.; plus special events  
0 and Standard gauge layouts

#### **Toy Train Barn Museum**

W. 9141 Hwy. 81  
Argyle, WI 53504  
**Phone:** 608-966-1464  
**Website:** whrc-wi.org/trainbarn  
**Open:** Daily 10 a.m. to 5 p.m.;  
0 gauge, large scale layouts

### **VIRGINIA**

#### **Rappahannock Model Railroaders**

406H Hudgins Rd.  
Fredericksburg, VA 22408  
**Website:** rmrailroaders.com  
**Open:** open houses at clubhouse; community events/ shows  
Dual 0/S gauge club layout

## **CANADA**

### **BRITISH COLUMBIA**

#### **Model Trains Museum**

1502 Duranleau St.  
Granville Island  
Vancouver, V6H 3S4  
**Phone:** 604-683-1939  
**Open:** Daily except Mon. 10 a.m. to 5:30 p.m.  
Standard and 0 gauge layouts

### **ONTARIO**

#### **Moore Museum**

94 Moore Line  
Mooretown  
Ontario N0N 1M0  
**Phone:** 519-867-2020  
**Website:** mooremuseum.ca  
**Open:** Hours vary based on time of year; call or see website  
0 gauge layouts

➤ View photos of the former B&O 0-scale layout at the "Holiday Trains" exhibit at the Cincinnati Museum Center. See more in the Winter 2024 issue of *Classic Trains* magazine.



**CHOO CHOO BARN, STRASBURG, PA.**

Rene Schweitzer photo



Madison Hardware Co. acquired quantities of flawed body shells and rejected models from the Lionel factory during the 1950s and '60s that it modified and then sold as finished products. Among the scarcest of those models are the repainted motorized units. The author owns this one and the model on the next page and searches for more.



# MADISON MARKETING 101

Special Lionel models created by that famous retailer

STORY AND PHOTOS BY PAUL LEONE PETERS

**M**adison Hardware Co. in New York City was the repository of a wealth of “excess” product from the Lionel Corp. in the 1950s and '60s in the form of unsold production or rejected stock. As late as the 1970s, a trip to 105 E. 23<sup>rd</sup> St. in Manhattan still turned up unfinished heavyweight passenger car shells, for example, or less-than-perfect bodies for just about every type of GG1. That, of course, was in addition to the mint, cataloged items from all eras of production. Less recognized was the way owner Lou Shur and his brother, Carl Shaw, tried to move some of that flawed and excess stock by creating special “road name pieces.”

Never shy about repainting old Lionel body shells – or even creating their own reproductions of various Lionel models –

workers at Madison Hardware produced many custom-made items, in quantity, to move otherwise damaged or lackluster production. Those special pieces included various passenger cars, motorized units, and tank cars, all in road names not issued by Lionel on its regular-production items.

## HEAVYWEIGHT CARS

The most familiar and controversial of those models probably are the heavyweight passenger cars lettered for the Pennsylvania RR. Madison Hardware evidently acquired a large quantity of incomplete or flawed body shells and assembled yet damaged heavyweight cars, probably due to the problems Lionel experienced when manufacturing and decorating those models in the late 1940s. There were issues related to the

paint adhering to the Bakelite bodies, the brittle nature of the castings themselves, and Lionel's inexperience in dealing with the relatively new processes involved in their production.

While Madison Hardware did offer some of the better shells for sale as they were, Lou Shur unloaded the rest by retouching or repainting them and adding yellow-lettered decals for “Pennsylvania” plus the “Madison,” “Manhattan,” and “Irvington” car names used on the production models, along with the corresponding car numbers.

Joey Lomando, Madison's clever craftsman and serviceman under the stairs, then mounted the redecorated bodies onto the appropriate frames and trucks. Those passenger cars, along with reproductions of the scale tender used with New York Central J-1e Hudson



Among the many different Lionel models reworked by Madison Hardware are the heavyweight passenger cars it repainted and lettered for the Pennsylvania RR.



steam locomotives, were among the items regularly listed in the small partial-page ads Madison used to place in *Model Railroader* and *Railroad Model Craftsman* magazines in the 1950s and '60s.

### M.U. CARS AND STREAMLINERS

Showing more initiative and craftsmanship, Joey went a few steps further with some of the heavyweights by converting them to multiple-unit interurbans, known as M.U. cars. To do so, he first replaced the six-wheel trucks with powered and dummy trucks from Lionel's early Alco FA-1 diesels. Then he added GG1 pantographs mounted on bushings from the parts bins, along with headlight castings from No. 2403 scale slope-back tenders, among other detail items.

Madison M.U. cars are quite hard to find today (although replicas, using different parts, have surfaced). The Pennsy heavyweights are a bit more common.

Not surprisingly, Madison also modified rejected body shells of extruded aluminum streamlined passenger cars. They painted and lettered them for road names other than Lionel Lines even before Lionel started to do so in 1955 with the Pennsylvania RR for the newly cataloged No. 2254W *Congressional* outfit.

Madison Hardware repaints — decorated for the Baltimore & Ohio, Pennsylvania RR, and Santa Fe, among other

road names — had what I thought at the time were custom-made aluminum letter boards for the railroad and car names. However, I later realized that Madison's workers used parts from the similar streamliners once made by American Model Toys that plainly inspired the repaints. A nice selection of the custom aluminum cars filled a display case below the sales counter at the back of the store.

### MOTORIZED UNITS

Among the many interesting pieces — original Lionel production and otherwise — displayed on the shelves along the wall to the right of the sales counter at Madison were some custom-painted motorized units. I remember seeing several of those small models, mostly the drab Nos. 41 U.S. Army and 42 Picatinny Arsenal gas-turbine switchers, that Madison



This slick yellow-painted Sunoco switcher is another of the motorized units created by Madison Hardware Co. out of Lionel shells and assemblies it had acquired.



repainted and lettered in a handful of colorful schemes. Specifically, I recall models lettered for Esso, Ford, GE, Sunoco, and Union Pacific, although there may have been others.

### STILL OTHERS

Madison also created a range of single- and double dome tank cars that I'll focus on in another article. And it had clever ways to use its huge Lionel parts inventory, notably by producing accessories, like dwarf signals! Maybe this article will inspire other collectors to share pictures and information of other custom items from that era of Madison Hardware.

Postwar enthusiasts like me acknowledge that none of these different models represent original Lionel production. But

we believe the close connection between the original Lionel Corp. and Madison Hardware Co. lends them an air of semi-legitimacy, if not a collectible value.

What else? Lou Shur and his brother commissioned repaints of seemingly every F3 road name for which they no longer had original replacement bodies. They also created reproductions of many accessory parts and flatcar loads, such as baggage carts for the No. 356 Operating Freight Stations and automobiles for the No. 6414 Evans Auto Loaders. In doing so, Madison Hardware helped to launch the pervasive Lionel reproduction parts industry that still confounds collectors.


But that, of course, is another story for another time. **CTT**

**What postwar enthusiast wouldn't want to own some of the Lionel extruded aluminum passenger cars that Madison Hardware Co. painted and lettered for full-size railroads? The author prizes his Pennsylvania RR and Santa Fe streamliners.**





Employees at Madison Hardware Co. cleverly transformed some of the modified Lionel heavyweight coaches into multiple-unit interurban cars by installing a motor and pantographs.



Learn more about Madison Hardware in our downloadable PDFs of articles (CTTPDF081 and CTTPDF082). Find them at **SHOP.TRAINS.COM**

## ANOTHER COLLECTOR WEIGHS IN

**Madison Hardware's "manufacturing" efforts** started even before the heavyweight passenger cars it sold in the 1950s. The earliest example that I could definitively date was a pair of American Flyer tinplate passenger cars from 1940. The A.C. Gilbert Co. originally equipped the Nos. 494 baggage car and 495 coach with four-wheel O gauge trucks and link couplers. Madison modified them by substituting prewar Lionel trucks.

During World War II, when toy train production was prohibited, Madison made O-27 freight cars using miscellaneous Lionel parts. Take my orange-and-black boxcar (see photo at lower right). Its wood frame was cut precisely and painstakingly

sanded to fit a repainted Lionel No. 2679 Baby Ruth boxcar shell. Mint prewar trucks were screwed into the frame.

Other examples include tank cars made from No. 6080 shells mounted on wood frames and gondolas with metal frames.

Trains were cobbled together in the 1950s, too. Someone at Madison cut a slot in the top of a silver-painted shell for a No. 2023 Union Pacific Alco FA diesel from about 1951. This let the E-unit lever from a later-model No. 200-series Alco frame and motor arrangement fit through. To finish this diesel, a No. 2333/2343 F3-type pilot was mounted on the lead truck, which was then screwed into the frame. — *Tim Weigard*



Lionel collector Dennis Monsen, along with Paul Leone Peters, was a frequent customer at Madison Hardware and knew owner Lou Shur and his brother, Carl Shaw. Dennis snapped this picture of the unassuming exterior sometime in the 1970s.



Three of the freight cars Madison cobbled together during WWII out of Lionel parts.  
William Zuback photo



# Rehab a Lionel No. 38 Operating Water Tower


How to troubleshoot and get your tower pumping again

STORY AND PHOTOS BY JIM BIELANSKI

When showing my O gauge layout to friends, they gravitate toward the Lionel No. 38 Operating Water Tower. They're amazed at how water is pumped out of the tank into a hidden storage reservoir under the roof, which gives the illusion it is being dispensed into the tender below.

My early attempts at making it work were messy. Unfortunately, the tubing Lionel used to connect the internal pump to the double walled tank and storage reservoir did not react well with the polyurethane used in the amber colored tank.

I was able to secure new fittings from a local pet store (aquarium tank parts) and glued them in place after removing the damaged ones and cleaning the tank mating surface and trimming the new nipples to size.



The Lionel No. 38 Operating Water Tower uses water to mimic pumping the liquid into the tender below.

## PUMP BASICS

The rotation of the drive and idler gears (drive gear rotating counterclockwise and idler gear turning clockwise) creates a low-pressure effect at the suction port. That suction pulls water into the pump chamber as the gears force the water to the other side of the pump chamber, where it is expelled at the pressure, or discharge, port.

In the 38, the suction port is connected to the bottom nipple of the double-walled water tank and the discharge port is connected to the top nipple on the reservoir tank hidden under the roof. When the pump is activated, water is sucked from the double-walled side of the tank and discharged into the storage reservoir under the roof. When the pump is turned off, gravity allows the water in the reservoir at the top to flow back into the double-walled tank.

## 1 NEW TUBING AND FITTINGS

Using aquarium tank parts, cut a new nipple you've trimmed to the thickness of the inner tank wall. Be sure the trimmed nipple does not touch the outer wall of the tank and interfere with water flow and that the nipple is clear of any debris from cutting (**Photo 1**).

Remove old tubing and then clean the old hole with a small file until the surface is even with the inner tank wall. Re-open the old hole by using a drill bit that fits snugly through the old hole. By hand, turn the bit carefully until it turns freely (**Photo 2**). Be sure not to cut into the outer wall of the tank. Use progressively larger bits until the newly trimmed nipple fits securely through the inner wall of the tank.

Install the new nipple to the inner tank wall by applying cyanoacrylate adhesive (commonly known as CA cement or super glue) to the portion of the new nipple that will contact the surfaces of the tank wall. Secure with a clamp until the CA has dried (**Photo 3**).


If the nipple attached to the hidden top storage tank is damaged, you can use a similar procedure to replace it. Since this nipple is easier to reach, you can use an electric drill instead. Drill slowly! Be careful not to overheat or crack the polyurethane tank.

After I had repaired the water tank, I noticed that the pump would unfortunately leak where the armature shaft passed through the base of the pump. At times, the leak would spray onto the wall of the inner tank and damage the paper lining Lionel had placed inside to block the view of the pump mechanism. **Photo 4** shows the damaged pump before I repaired it.

## 2 CHECK PUMP OPERATION

Does the motor operate? If not, is it frozen or corroded, or is something caught in the gearbox? Is there electrical continuity? Every operating water tower I've worked on had an electrical issue with the grounding circuit. Lionel used the metal chassis of the accessory as a source of ground instead of a separate ground wire.

To guarantee electrical continuity, I soldered an additional ground wire from the accessory power lug nut position (**Photo 5**) and ran the wire up the black center tube with the hot wire and attached it to one of the two screws holding the pump to the assembly plate (**Photo 6**).




## 3 IDENTIFY THE PUMP LEAK POINT

Since leaks are difficult to view through the amber tank, I built two test jigs to mimic the tank operation. I used empty juice bottles fitted with aquarium tank nipples glued to their sides (**Photo 7**). The jig on the left of **Photo 7** mimics the amber tank double-walled reservoir while the jig on the right mimics the hidden storage reservoir under the tank roof. **Photo 8** shows an easy way to stress test the pump by continuously pumping water using the tank that mimics the side of the double-walled amber tank by using a clothes pin.



Be aware that you may want to disconnect the solenoid wire that operates the filler spout during testing to prevent damage from overheating it.

If the pump does not leak during this test, you can assume the source of the leakage is the amber tank, nipple attachment points, or flexible tubing. If the pump shows leakage, you'll need to remove the pump and rebuild it completely.



## 4 PUMP REMOVAL

First, disconnect the wire attached to the pump brush plate assembly. (This wire is connected to the hot wire that comes up through the center tube and feeds the pump and the solenoid.) Be sure to carefully mark it — or take photos first. Remove the two screws that mount the pump to the assembly plate.

Place the tank superstructure and solenoid with assembly plate to the side to clean or restore as required. If the pump was leaking from the gearbox only, you'll need to determine whether the plastic gearbox is cracked or the seals are damaged. However, if water was leaking at the point where the armature passes through the pump case or if the armature has excessive play side to side, water probably is leaking through the armature shaft casing of the pump case.



## 5 PUMP DISASSEMBLY

Disconnect the wire that connects the brush plate assembly to the field winding. Remove the brush plate and associated brushes. Clean the brush plate and associated brush tubes. I soak the brush plate in rubbing alcohol before scrubbing it with a toothbrush.

I use cotton swabs to clean brush tubes. Place these parts in a safe place and then clean the armature commutator. I use a rag soaked in rubbing alcohol to clean the commutator. After it has dried, I use a pencil eraser to polish the commutator and use a toothpick to remove any residue in the slots between the plates on the commutator.

Use a flathead screwdriver to pry the field winding off the pump assembly. Alternate prying under each side of the metal lamination field and the pump motor base to work it loose (**Photo 9**). Take your time and use WD-40 if required. Remove the field winding. Verify that the wire used to connect it to the armature brush plate is functional; if it isn't, repair or replace it.

Remove the two retaining clips that hold the plastic gearbox in place. Be sure to document the way they're attached to the pump motor base. Pay attention to any thin washers associated with the idler gear, as they tend to be small and so easily lost. If they're missing, you will probably notice the plastic



gearbox has been "scored" with swirled gouging marks from the idler gear dragging on it during operation. A good replacement part is Lionel No. 2035-167. Although the inner diameter is slightly larger, these parts work well and prevent further damage to the plastic pump housing.



Remove the idler gear and then safely store it as well as the retaining clips, washers, and plastic gearbox housing. You may find two gaskets that create a seal between the pump housing and the plastic gear box. I've had some fall out and others that remained in the pump motor housing base.

At this point, all that should remain are the pump base, armature, and drive gear. Separate the armature from the drive gear by finding a deep socket from a socket wrench kit that can fit over the armature and provide enough depth to allow the armature to fall freely into it when separated from drive gear.

It is critical to stabilize the pump base so you can punch out the armature without damaging it. Use soft strokes to gradually loosen the drive gear from the armature shaft with a properly sized punch. I prefer to use a table-mounted vise to do this (**Photo 10**). Anyone using a vise needs a way to capture the armature once it is freed from the armature shaft so it doesn't fall and become damaged.





The brass drive gear has a slot cut through it at one point, a modification that facilitates removal and installation. Note the concave depression in the center of the drive gear. We'll use this area for the O-ring placement during reassembly.

**Photo 11** shows a disassembled pump assembly. Remove all corrosion and thoroughly clean all mating surfaces.

**Photo 12** shows a cleaned view of the armature base plate and pump base mating surfaces.

**Photo 13** shows a pump base-to-drive gear mating surface so corroded that the collar ring was destroyed while cleaning. A new O-ring will still mate against this surface, but pump efficiency will be reduced since the tolerances between the components have been increased. As a result, the pump will take longer to empty the amber side tank.

Remove as much corrosion from these surfaces as possible, as water will infiltrate the crevices and leak out of the armature shaft.



## 6 PUMP REASSEMBLY

Take the cleaned armature and lubricate the shaft with lithium grease. Insert the armature into the pump base and position an O-ring onto the shaft with the drive gear at the bottom of the pump base (**Photo 13**). Be sure to orientate the drive gear so the concave side faces the rounded side of the O-ring. The mating of these two components will form the seal of the rebuilt pump. Note how the flat side of the drive gear must face outward.

As shown in **Photo 14**, place the armature, pump base, O-ring, and drive gear into a C-clamp so you can press the drive gear on easily. You may place the C-clamp into a vise as you begin to press the drive gear on by tightening the clamp.

Turn the C-clamp slowly as you press on

the drive gear to ensure the drive gear is straight. Make sure the O-ring remains snug against the base of the pump.

Periodically, rotate the pump base to make sure you have movement around the armature shaft as the drive gear begins to mate against the O-ring and pump base. Remove the assembly from the clamp, and verify that the tip of the armature shaft has not come to the top of the drive gear nor made contact with the C-clamp, as this will distort the armature shaft if you continue to tighten.

If you need more tightening, place it back into the C-clamp and continue. If the armature shaft is at the top of the drive gear hole and you need to press it more, check to see whether the C-clamp contact point has a depression in the center as mine did. If it does not, add washers to this contact point to ensure the C-clamp does not contact the armature tip and continue to tighten.

The armature shaft should be at the top surface of the drive gear. If it is below the surface of the drive gear, the O-ring may be too thick and the drive gear will bind on the plastic gear pump case. If this is the case, you must modify the thickness of the O-ring.

Place the O-ring onto a nail with the approximate thickness of the armature shaft. Carefully slice it into two pieces (like a bagel) with a safety razor and remove each half (**Photo 15**).

Insert the armature into the pump base and place one of the newly cut O-rings onto the shaft where it comes through the bottom of the pump base. Be sure to place the flat (cut) side of the O-ring toward the bottom base of the pump housing and orientate the drive gear so the concave side faces the rounded side of the O-ring. The mating of these two parts will form the seal of the rebuilt pump.

Reassemble the rest of the pump assembly. Be sure the armature turns the gears freely by rotating the armature by hand.

Insert the field winding back into the pump base and then install the brush plate plus both mounting screws with lock washers, and tighten. Next, install both brushes, attach the field winding wire back onto the correct brush screw, and attach the complete assembly to the tank superstructure assembly plate. Finally, connect the power wire to the other brush.

Connect transformer power leads to the accessory tower lug nuts. Apply power (8 to 12 volts) and watch operation. Do this for a short time (less than 30 seconds).

Turn off the power and connect the test jig (**Photo 7**). Add about 2 inches of water to the jig that simulates the double-walled tank (left side). Add about an inch of water to the jig that simulates the hidden storage tank (right side). Apply power and watch operation. You

should see the water level drop on the left-side test jig while the right-side test jig begins to fill. When the jig on the left side has emptied, turn off the pump and wait for gravity to refill it from the jig on the right side. Repeat this process a number of times to verify operation.

Connect the pump as shown in **Photo 8** to stress-test pump operation and "break in" the new O-ring installation. I usually leave the pump in the test jigs for several days to verify that no leakage occurs.

If there are no leaks, reassemble the amber tank with new hoses and test operation with colored water (blue food dye works best). Happy pumping! **CTT**



Lionel cataloged the No. 38 Operating Water Tower in 1946-47.





STORY BY ROGER CARP

# FLYER FAMILIARITY BREEDS CONTENT

Rocky and Suzanne McAlister  
stick with tradition





**H**ow should John McAlister describe the 10½ x 14½-foot S gauge railroad he and his wife, Suzanne, enjoy running for their five children, eight grandchildren, and four great-grandchildren plus numerous friends and neighbors? Well, the gentleman that folks near and far have long referred to as “Rocky” hardly hesitates before blurting out his answer.

“It’s just simple and fun!” Asked to elaborate, Rocky confesses that Suzanne and he don’t know much about gauges of wire, haven’t fully figured out electrical blocks, and understand next to nothing about command control. When constructing their layout, they trusted on what a lifelong appreciation of American Flyer modeling had taught Rocky. Whatever was


familiar from his youth seemed good enough to guide them to success.

The result, as readers of *Classic Toy Trains* are about to discover, is a traditional-looking and smooth-operating S gauge pike that, according to its owners, “will thrill you, tickle your fancy, and

inspire you to try things you probably shouldn’t!” In other words, the McAlisters have built a layout sure to entertain and make you feel like a kid again.

## GREAT COLLABORATORS

Behind every great layout is someone very special. This declarative statement can serve as Rocky’s mantra for the hobby that has entranced him since he received his first electric train as a youngster back in 1948. Since being given an American Flyer No. 342 Nickel Plate Road 0-8-0 steam switcher and freight cars, he has constructed three noteworthy model railroads alongside individuals who have meant a great deal to him.



**1** Although Rocky professes to appreciate all railroads, he'll quickly confess that the Santa Fe has a special spot in his heart. No wonder he likes these S-Helper Service F3 diesels.





**2** Assorted railroad memorabilia and travel souvenirs decorate the walls surrounding the beautifully landscaped and smooth-running S gauge layout built by this talented husband-and-wife team. Postwar as well as modern transformers handle all the trains, turnouts, signals, lights, and freight loaders. They make operation a breeze!

Early on, of course, there was Rocky's dad. Lewis made certain his little boy was playing with electric trains, probably because he dreamed of owning one. Just about every Christmas in the late 1940s and into the 1950s, Lewis brought home something exciting he likely had acquired from a friend who managed the toy department at a major department store in southern California, where the McAlister family then called home.

American Flyer S gauge trains and accessories practically begged the father and son to start work on a layout. Rocky remembered an 8 x 10-foot display on the second floor of the McAlister homestead. An enormous mountain dominated the two-track layout. The railroad seemed bigger and better to Rocky, thanks to the Flyer switches, illuminated station, trestle bridge, and freight loaders, all powered by a monster Lionel transformer.

Then as an adult, Rocky returned to the hobby with guidance and inspiration from Paul Kirby, the owner of a popular store in San Dimas, Calif. Besides selling old trains and vintage track to Rocky, Paul offered ideas, time, expertise, and sweat as a new 8 x 12-foot S gauge marvel came to life in the 1990s. The two-level railroad that boasted four main lines filled much of the family's garage. The attractive Flyer layout could be raised or lowered via pulleys so that Rocky and others were able to park their cars inside.

A third person who proved that behind every great layout is someone special was Rocky's son, Jason. Not that he was responsible for laying the track or designing a key scenic element. While home on leave from the Marine Corps, Jason spent many an hour playing with the layout. More than ever before, Rocky understood how his old American Flyer engines and rolling stock could bring pleasure to adults as well as kids. If he ever got validation for his hobby, watching Jason run the trains certainly provided it.

### BEST OF ALL

Go ahead and quiz Rocky on his favorite collaborator, and he'll immediately put his arms around Suzanne. "Behind every great layout is a great woman!" he announces, leaving no doubt about the enjoyment the two of them have had building the railroad being featured here. It has been central to their lives since they married in May of 2016.

Rocky had pulled up stakes and moved

to Texas to be near his grown kids (Jason and Stephanie) and grandchildren. He brought almost 100 boxes filled with American Flyer trains, accessories, and transformers. Missing, however, were visions of his next S gauge layout. Maybe there wasn't sufficient space in his new home for a model railroad, he fretted. Worse yet, perhaps his motivation for

building had vanished on the long drive.

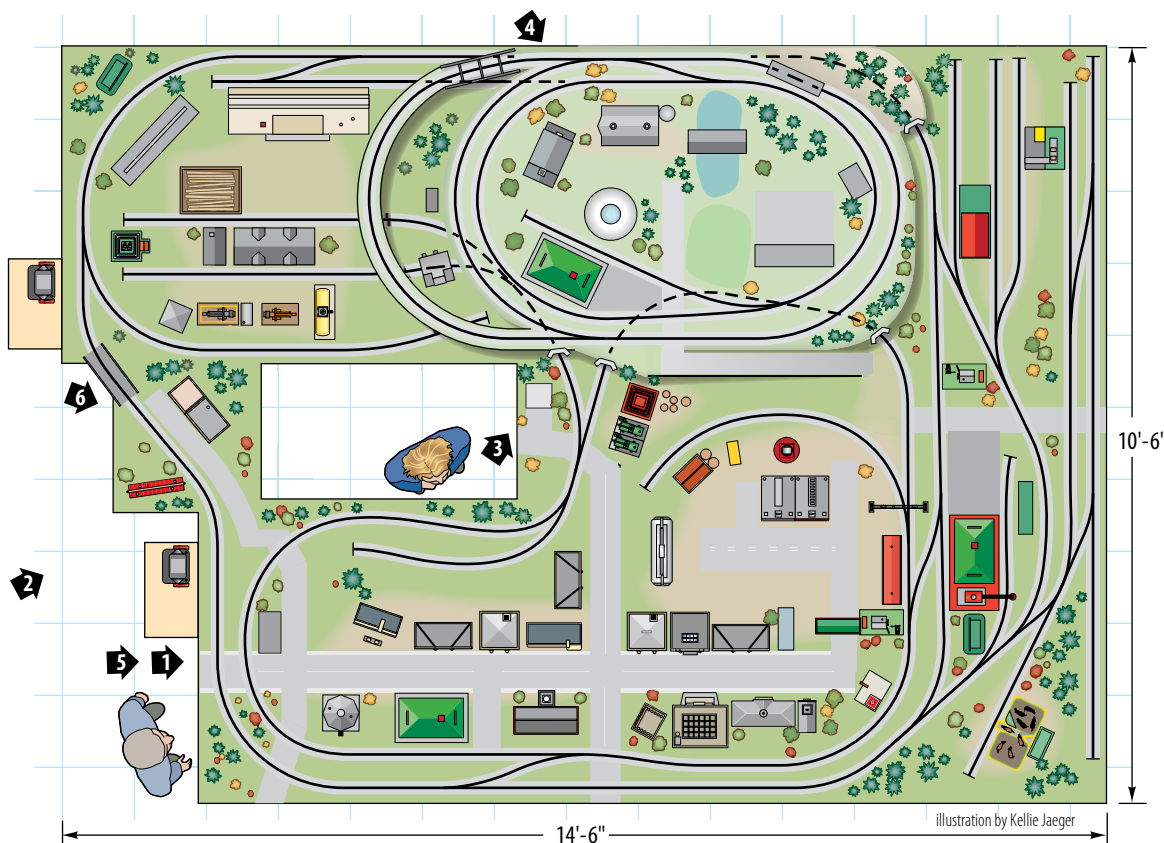
After meeting Suzanne and daring to show her all the trains gathering dust on shelves, the fire ignited again. She loved the toys and encouraged Rocky to return them to life – with her assistance! After their wedding, the two moved into a new home that, among its many wonderful features, promised more than enough real estate for a layout.

Husband and wife had in mind a model railroad on the upper floor of their residence that was familiar in terms of its look and construction and idiosyncratic in terms of its details and operation. Just how familiar is something we'll get to. First, here are a few of the odd



**Rocky and Suzanne share all the fun of a layout known widely for its American Flyer trains, track, and accessories.**





Suzanne and Rocky call their S gauge display the Village Springs RR, taking the name from their current residence. The numbered arrows correspond to the numbers in each of the captioned photographs Rocky snapped for this exclusive article.



**3** Two S gauge classics - a Gilbert No. 360 Santa Fe Alco PA and a Lionel No. 42562 Nickel Plate Road 2-8-4 Berkshire meet on the 10½ x 14½-foot tribute to traditional Flyer model railroading designed, built, and wired by Rocky McAlister and his wife, Suzanne.

yet personal aspects of what Rocky and Suzanne named the Village Springs RR.

Let's begin with a model of King Kong chasing Gabe the Lamplighter up the classic No. 23780 operating accessory from the A.C. Gilbert Co. Visitors can then spot Big Foot lurking at the mouth of a cave while atop one of the mountains is a gang of aliens from outer space with parachutes draped over their bodies. Rocky assures

everyone they're friendly. Elsewhere, he warns, Martians conspire to kidnap a cow in their flying saucer.

Already you can tell that Suzanne and Rocky share a wicked sense of humor. They went for laughs and thrills when creating unforgettable and rather whimsical scenes that epitomize what it means to be engaged in the toy train niche of our hobby. These are the kinds of vignettes

## AT A GLANCE

Rocky and Suzanne McAlister's S gauge layout

**Dimensions:** 10½ x 14½-foot

**Track:** GarGraves, Gilbert American Flyer (maximum diameter 42 inches)

**Switches:** Gilbert American Flyer

**Motive power:** American Models, Gilbert American Flyer, Lionel American Flyer, S-Helper Service

**Rolling stock:** American Models, Gilbert American Flyer, Lionel American Flyer, MTH Electric Trains, S-Helper Service

**Controls:** Gilbert American Flyer, Model Rectifier Corp. transformers

**Accessories:** Gilbert American Flyer, Lionel, Miller Engineering, Scenery Unlimited

**Structures:** Bar Mills Models, Plasticville U.S.A., scratchbuilt

**Vehicles:** Ada Toys, Ertl, Hartoy, Matchbox, Racing Champions

**Figures:** Artista, Gilbert American Flyer





**4** Another treasure from Rocky's youth is this American Flyer No. 342 Nickel Plate Road 0-8-0 steam switcher. He doubts the tough little engine has lost a step since the day it left the A.C. Gilbert Co. factory almost 70 years ago.

visiting youngsters – and adults – get a kick out of finding.

#### WHAT'S FAMILIAR

We can shift attention from the giant gorillas and visitors from other planets for a little while. Or at least long enough to focus on the familiar elements of an awe-some pike.

The Village Springs RR rises 36 inches off the floor, a height making it perfect for boys and girls to enjoy. The elevated section stands 9 inches above it, so grown-ups have more to look at and appreciate. Hobbyists among them may also peek under the main level to admire the 1 x 4 pine boards reinforced by pieces of 2 x 2 and 2 x 6 lumber.

Because Rocky and Suzanne had to carry all their construction materials up a flight of stairs ("and we're no longer spring chickens," he admits), they wisely opted for lightweight foamboard as the foundation of the layout. They consider the platform they assembled sturdy and strong, but caution visitors against walking on it!

Over the sheets of pink foam purchased at a local home-improvement center went rubber stripping material acquired in big

rolls. It cushions the network of track and switches secured by drywall screws. And wherever the McAlisters decided they wanted a more realistic look, they went with GarGraves straights and curves in place of the traditional sections made by the Gilbert Co.

The quantity and variety of accessories offer a bit of an education to newcomers to the hobby. Naturally, Rocky wanted the Village Springs RR to provide a good home for his vintage models powered by transformers from Gilbert and Model Rectifier. But so many cool items have been introduced by

Lionel, Miller Engineering, Scenic Express, and other firms in recent years that he refused to descend into postwar purism.

#### GETTING SMARTER

When the conversation about the layout shifts to electronics and wiring, Rocky and Suzanne shrug their shoulders, lower their heads, and describe their approach as merely "whatever works until a warning light flashes or a short circuit causes everything to stop." The pinnacle of their prowess in the field of electricity may be

getting old Flyer signals to illuminate and switch machines to change the location of postwar turnouts.

"Simplicity is our motto," husband and wife chime in when quizzed on how their S gauge layout operates. Both of them do become much more excited and speak with greater confidence when the topic of scenery is raised. They can without ridicule make fun their priority.

The husband-and-wife team again depends on lightweight foam. Rocky has salvaged pieces packed with televisions and stereos and then carefully shaped them with an electric carving knife, a hot wire, and a power sander before securing them with white glue.

After discarding safety goggles and gloves, Rocky and his wife grab their smocks to make the transition from carpenters to artists. Different shades of commercial stains and latex house paints serve to color the bare foam covered with sawdust. The McAlisters need only stare out the windows of their home to gather ideas for how flatlands, knolls, prairies, shallow valleys, and rolling hills in the Southwest ought to be modeled.

"Truth is," Rocky interjects, "credit for how the terrific landscaping belongs to Suzanne. She has the patience and sharp eye to make everything look nice." Among

**"SIMPLICITY IS OUR MOTTO,"  
HUSBAND AND WIFE CHIME IN  
WHEN QUIZZED ON HOW THEIR  
S GAUGE LAYOUT OPERATES.**



her favorite products are ground covers (ballast, foam, and turf) from Woodland Scenics. It also sells the lichen, brush, and trees added to different areas on the Village Springs RR.

Anything borrowed from the natural world? “Suzanne is an avid scrounger of pebbles, stones, and twigs,” Rocky says. “That’s why you’ll find many of them here.” A final triumph for Mrs. McAlister is the lake she fabricated from a Woodland Scenics kit.

## MOSTLY FOR KIDS

It doesn’t take long to realize that Suzanne and Rocky, regardless of their age, have the energy and enthusiasm of people decades younger. Little wonder they designed their S gauge layout to entertain and thrill children, especially during the holiday season, when Christmas-oriented trains take the stage during open houses for relatives and neighbors.


The accessories (“a dozen things that go bump in the night” is how Rocky puts it) keep kids busy. The youngest members of their clan “grin to the ends of the earth when driving a train, blowing a whistle, dumping logs, and moving cows.”



**5** Just a typical day in the world Rocky McAlister and his wife, Suzanne, have created for their American Flyer trains plus models from every current S gauge manufacturer. The two of them know well how to blend vintage and contemporary pieces for coherent scenes.

In Rocky’s view, having fun is what this hobby is all about and has been for as long as he can remember. And that’s a long time – his memories of toy trains stretch back 75 years! Along the way, he has been

fortunate to have shared the good times with his father and then his children and these days a very special lady. Familiarity with American Flyer model railroading has bred nothing but content for him. **CTT**



**6** The romantic pair about to stroll inside Saulenas’ Tavern (a Bar Mills Models structure) focus on each other and miss the Southern Pacific F3 cab units (S-Helper Service) easing past. Raifans would never make that mistake, no matter how much in love they were!



**SHOWCASE-EXPRESS**  
Wall to Wall Expandable Display Case  
Case Size Available: Z, N, HO, S, O, NEW Background Themes



Lighting Kits and Backgrounds Available  
Join Top to Bottom or End to End **714-842-0672**  
[www.SHOWCASE-EXPRESS.COM](http://www.SHOWCASE-EXPRESS.COM)

**Looking to build a new layout?**

Look no further, GarGraves has what you need for your model railroad empire!

We have been manufacturing track, switches, operating and special tracks for 80 years.



Visit our website, give us a call or stop in to your local dealer and ask for GarGraves Track Products.  
**www.GarGraves.com**

GarGraves Trackage Corp.  
8967 Ridge Road  
North Rose, NY 14516  
315-483-6577  
email [gargraves@gargraves.com](mailto:gargraves@gargraves.com)



**Texas Trains & Diecast**



(972) 824-7123  
We buy collections of all sizes!

30 Years of Experience  
Finances Available  
Ready to Travel  
Confidential at all Times  
Professional Treatment

[www.txtrains.com](http://www.txtrains.com)  
[texas trains@yahoo.com](mailto:texas trains@yahoo.com)

**SPRING THAW®  
TRAIN MEET**

**February 22 & 23, 2025 • Saturday 9-4 • Sunday 9-3**  
Train Races • Test Track • Switching and Operating Layouts

Pre-registered tickets admitted at 8am- \$15.00  
Tickets at door at 9am • Adults **\$10.00** • Children under 12 **FREE!** w/adult

Allentown Fairgrounds Agri-Plex  
1925 West Chew Street, Allentown, PA 18104  
Visit our website for more info or contact us at (610) 442-2859  
**www.allentowntrainmeet.com**

Over 600 Tables!



**EXPLORE THE WORLD OF**  
*American Flyer and S Hi-rail with the*  
**NATIONAL ASSOCIATION OF S GAUGERS**




Photo by Mike Marmer


**AMERICAN FLYER TRAINS**

NASG membership includes 6 issues per year of the only ALL S magazine, the full color **DISPATCH!**

**DISPATCH**  
Call For AMERICAN FLYER Photos

- Austin Birkey's AF Layout
- Photos with Cell Phones
- Building a P&LE Boxcar
- ...plus MUCH MORE!

**NASG.org**



**The Most Complete Resource for Modeling in AF and S Hi-Rail Products - Layouts - News - Events - Articles - More!**





# Lionel's 41 U.S. Army switcher

An engine from childhood still holds a place of honor

## My early “trainhood” lasted from 1955 to 1968.

I had an uncle who gave me a train the year I was born, and he added to the Lionel fleet on birthdays and Christmases for many years. The trains were Lionel, though when I unboxed everything in the early 1990s I discovered the track, switches, and most of the accessories were Marx. But what rolled was Lionel.

My first O gauge layout was on a 4 x 8-foot sheet of fiberboard. I started with a figure-8 arrangement before opting for a loop with two switches going to sidings. One had a Marx barrel loader, and the other one had an old shoebox I called a “factory.”

I had three locomotives: A 2-6-4 steam engine dedicated to passenger service, a No. 6250 Seaboard NW2 diesel switcher for hauling freight, and a No. 41 U.S. Army gas-turbine unit that was my general-purpose switcher and so-called “war wagon.”

Frankly, the 41 is a pretty weak puller. It even had a

hard time handling my three postwar No. 2400-series passenger cars. So, I tailored its duties to what it could handle – usually gondolas with plastic pipe loads or my two Baby Ruth boxcars.

Like a lot of kids, I had a ton of toy soldiers by Marx, Auburn, or Tim Mee Toy. Most were probably 1:32 scale, making them great for garden trains.

I would put troops that were kneeling (or at least not standing upright) in a gondola in front, and then put the taller guys in a No. 6446 Norfolk & Western cement quad hopper on the rear.

Remember, when you're 8 or 9, reality and scale are, well, somewhat flexible.

So the freight got delivered, but my 41 gas-turbine switcher got the credit for keeping German, Russian, or Japanese troops, or even invaders from Mars, from severing my logistical pipeline!

What my 41 might have lacked in pulling power was made up for with fun memories. This small engine is certainly a locomotive I love. — *Bob Keller*

**Lionel cataloged its 41 U.S. Army switcher from 1955 to 1957.** Model courtesy Joe Algozzini; photo by William Zuback

### LIKE MILITARY SWITCHERS?

Find an article about Lionel's postwar military switch engines on [Trains.com](http://Trains.com).





# UNRESTRICTED AD-FREE SITE ACCESS

Trains.com Unlimited members enjoy an unlocked, ad-free website experience. You'll get full access to all content and member benefits on Trains.com including:

- Magazine & Special Issue Archives
- Trains.com Video Streaming
- Digital Books Library
- Photo Galleries
- Live Webcams
- Track Plan Database
- News Wire
- Interactive Forums
- Members-Only Hobby Store Discount
- And More!



## TRY 30 DAYS FREE!

VISIT US ONLINE:

## TRAINS.COM/MEMBERSHIP

### NEWSWIRE



SCAN TO LEARN MORE

THE BEST IN MODELING & RAILROADS • ALL IN ONE STOP!

**Trains**

**Model  
Railroader**

**CLASSIC TOY  
TRAINS**

**Classic Trains**  
MAGAZINE

**Garden  
RAILWAYS**

**trains.com  
VIDEO**



"Spice up your holiday traditions with Mega-Steam"

**JT's MEGA-STEAM**  
Best Smoke Fluid for Model Trains  
50 PREMIUM SCENTS AVAILABLE!!!

**Holiday Scents:**  
Bayberry Holiday  
Christmas Berry  
Christmas Pine  
Hot Chocolate  
Gingerbread  
Candy Cane  
Blue Spruce



email: [jkmegasteam@aol.com](mailto:jkmegasteam@aol.com)  
For Visa / MC orders and info:  
(434) 589-2660 • 10am to 6pm EST  
[www.megasteam.com](http://www.megasteam.com)

**OPEN 7 days a week!**

Your source for **ALL** your Model Railroad supplies **ALL** at Great Prices.

**Mainline Hobby Supply, Inc.**  
15066 Buchanan Trail East,  
Blue Ridge Summit, PA. 17214

**www.mainlinehobby.com**  
**717-794-2860**  
email: [mainlinehobby@comcast.net](mailto:mainlinehobby@comcast.net)



**AMHERST RAILWAY SOCIETY**  
**RAILROAD HOBBY SHOW**


**January 25 & 26, 2025**  
Eastern States Exposition  
West Springfield, Massachusetts  
[railroadhobbyshow.com](http://railroadhobbyshow.com)

Sponsored by the Amherst Railway Society

Eastern States Exposition is the home of the BIG E Agricultural Fair



**CTT Special Discount**  
Enter in Code CTT24 at checkout  
Expires 12-31-2024



**SP-SmokePellets.com**

**gr green river hobbies**

**Scale Trains, Models & Hobby Supplies Specializing in Midwest Roads**

Scout Says:  
Santa Shops Here!

Check our website for directions, hours, and ordering information!

**309-944-2620**  
online at: [GRHobbies.com](http://GRHobbies.com)  
119 W Exchange St Geneseo, IL 61254 • [info@grhobbies.com](mailto:info@grhobbies.com)



**BETTER THAN EVER**

**MODEL TRAIN STUFF**  
Since 1975

**SHOP THE SALE NOW!**  
[WWW.MODELTRAINSTUFF.COM](http://WWW.MODELTRAINSTUFF.COM)



**FAST & FRIENDLY SERVICE**

**NEW BOOK BY ROGER CARP & PROJECT ROAR PUBLISHING AVAILABLE NOW!**


**LIGHTS, CAMERA, LIONEL TRAINS!**  
A PHOTO HISTORY OF AN AMERICAN ICON



**LIGHTS, CAMERA, LIONEL TRAINS!**  
A PHOTO HISTORY OF AN AMERICAN ICON  
TO ORDER VISIT  
[WWW.PROJECTROAR.COM](http://WWW.PROJECTROAR.COM)  
630-653-7627

**ORIGINAL WATERCOLOR TRAIN ART**

by **NADINE CHARLSEN**



Original art commissions metal prints

**NorthLight Studios**  
357 Depot Street  
Asheville, NC 28805

Relocating this winter to Baltimore, Maryland

[www.nadinepaints.com](http://www.nadinepaints.com)  
[nadine@nadinepaints.com](mailto:nadine@nadinepaints.com)  
917-656-1313

**Mr. Muffin's Trains**

[mrmuffinstrains.com](http://mrmuffinstrains.com)

"Chat with the Muffins"  
Wednesdays 7pm  
"Office Hours with MrMuffin"  
Fridays 6pm  
**Facebook & YouTube**

Sign up for our newsletter  
Get special deal offers!



**Your Southern Connection for  
Quality O Gauge Products**

**ROUNDHOUSE  
SOUTH**

4611 S. Ridgewood Ave. • Port Orange, FL 32127  
PH. 386-304-7002/7003 

Atlas 30138017 Union Pacific SD40 w/Proto 3.0.....	\$519.95
Atlas 30138041 Amtrak Genesis Phase III (Pepsi) 3.0.....	\$599.95
Atlas 30138042 Amtrak Genesis Phase V (50th) 3.0.....	\$599.95
MTH 20-20888-1 Pennsylvania 44 Tonner w/P3.0.....	\$449.95
MTH 20-21662-1 Norfolk Southern Genset w/Proto 3.0.....	\$509.95
MTH 20-21666-1 Canadian Pacific Genset P3.....	\$509.95
MTH 20-21745-1 Western Maryland GP-9 P3.....	\$529.95
MTH 20-21751-1 Texas & Pacific GP-9 P3.....	\$529.95
MTH 20-21755-1 Chessie SD-35 with Proto Sound 3.0.....	\$529.95
MTH 20-21756-1 Atlantic Coast Line SD-35 w/Proto 3.0.....	\$529.95
MTH 20-21785-1 Florida East Coast GP-9 w/Proto 3.0.....	\$549.95
MTH 20-21786-1 Florida East Coast GP-9 w/Proto 3.0.....	\$549.95
MTH 20-21844-1 New Haven U25B with Proto 3.0.....	\$529.95
MTH 20-3866-1 New York Central J1E Hudson w/P3.....	\$1299.95
MTH 20-3878-1 Western Maryland 3-Truck Shay P3.....	\$1249.95
MTH 20-91833 Florida East Coast Bay Window Cab.....	\$99.95
MTH 30-20819-1 EMD ABA with Proto 3.0.....	\$549.95
MTH 30-20829-1 Pennsy Power & Light SW1500 P3.0.....	\$319.95
MTH 30-20908-1 Pennsylvania SW9 with Proto 3.0.....	\$339.95
MTH 30-20951-1 Western Pacific SD70ACe w/Cab P3.....	\$429.95
MTH 30-20979-1 Lehigh Valley ES44AC with Proto 3.....	\$359.95
MTH 30-21087-1 Canadian National Dash-8 P3.....	\$379.95
MTH 30-21088-1 CSX Dash-8 with Proto 3.0.....	\$379.95
MTH 30-21089-1 Norfolk Southern Dash-8 w/P3.....	\$379.95
MTH 30-21090-1 BNSF Dash-8 with Proto 3.0.....	\$379.95
MTH 30-21119-1 Conrail SD-45 with Proto 3.0.....	\$379.95
MTH 30-21121-1 Seaboard SD-45 with Proto 3.0.....	\$379.95
MTH 30-21122-1 Santa Fe SD-45 (Red, Wh. Bl) w/P3.....	\$379.95
MTH 30-21166-1 Missouri Pacific RS-3 with Proto 3.....	\$349.99
MTH 30-21167-1 Great Northern RS-3 with Proto 3.....	\$349.99
MTH 30-21170-1 Chesapeake & Ohio RSD-5 w/P3.....	\$349.95
MTH 30-21172-1 Southern Pacific RSD-5 w/P3.....	\$349.95

Freight charges added to ALL orders.  
[www.roundhousesouth.com](http://www.roundhousesouth.com)

**EVERY ERA,  
EVERY SCALE!**

**Trainz.com**



**LEAVING THE HOBBY? [Sellmytrains.com](http://Sellmytrains.com)**

**1-866-285-5840**

**SHOP ON-LINE 24/7**

*We Supply The World*



AMERICA'S LARGEST  
INTERNATIONAL MAIL ORDER  
DISCOUNT TRAIN STORE

**TRAINWORLD.COM**

**O GAUGE SUPER SAVINGS**  
**LIONEL MTH WILLIAMS**  
**10% OFF**  
\$100.00 and OVER  
BEFORE TAXES & SHIPPING CHARGES

**@ TRAINWORLD.COM**  
**On-Line Orders Only**  
Use CODE Word **CLW24** In Discount Code Box  
**SALE ENDS February 15, 2025**  
CLASSIC TOY TRAINS

**LIONEL 2208010**  
**BASE 3**  
**IN STOCK**  
**A MUST FOR EVERY**  
**LEGACY LAYOUT**  
**SUPER SALE**  
**\$439.99 each**  
**MORE SALE ITEMS @ [trainworld.com](http://trainworld.com)**

- CODE WORD MUST BE APPLIED AT TIME OF ORDER
- IN STOCK ITEMS ONLY
- NO NEW ARRIVALS; NO BACK ORDERS; NO PRE-ORDERS
- NOT REDEEMABLE FOR CASH OR GIFT CARDS
- LIMITED QUANTITIES ON CERTAIN ITEMS
- DISCOUNT DOES NOT APPLY TO SALES TAX OR SHIPPING & HANDLING
- NO REBATES, NO REFUNDS, NO STORE CREDIT ON PREVIOUSLY SOLD ITEMS
- CANNOT BE COMBINED WITH OTHER OFFERS OR OTHER DISCOUNTS
- NOT RESPONSIBLE FOR TYPOGRAPHICAL ERRORS
- GO TO TRAINWORLD.COM TO SHOP ON-LINE 24/7

The Products We Sell Are Not Toys and Are Not Intended For Use By Children Under The Age Of 14.

**SIGN-UP FOR OUR E-MAIL SALES 1-800-541-7010 e-mail: [ORDERS@TRAINWORLD.COM](mailto:ORDERS@TRAINWORLD.COM)**  
HUGE INVENTORY • GREAT SELECTION • FAST SHIPPING  
725 McDonald Ave, Brooklyn, NY 11218

## VIEW TRAINS ALL YEAR LONG!

Enjoy moving trains in breathtaking scenes across the country in these exclusive calendars from *Trains* and *Classic Trains*. Whether you prefer stunning historic railroad photos or spectacular modern scenes, the Trains.com Store has the calendar for you.



Shop 2025 calendars today at  
**[Shop.Trains.com/CAL25](http://Shop.Trains.com/CAL25)**

Sales tax and retail delivery fee where applicable. While supplies last.





# Charles Ro Supply Company

662 CROSS STREET, MALDEN, MA 02148 • For Orders: 1-800-225-4424

CUSTOMER SERVICE: 781-321-0090 • FAX: 781-321-6459

[www.charlesro.com](http://www.charlesro.com)



Prices Are Subject To Change Without Notice And Are Valid For Mail Order Only

1972 **52** 2024  
ANNIVERSARY

**LOWEST SHIPPING CHARGES**



## READY TO RUN TRAIN SETS with LionChief Remote Control System



**L83510 Thomas & Friends Remote Set \$194.99**

- 0-6-0 Steam locomotive • Bluetooth
- Steam chuff, whistle & bell sounds
- Set of three removable faces
- Annie & Clarabel Coaches



**L2323100 Winter Wonderland Remote Set \$319.99**

- 0-8-0 Steam locomotive & freight cars
- Real smoke puffing from stack
- Steam chuff, whistle & bell sounds
- LionChief remote control • Bluetooth

**L2025050 Merry Christmas Girder Bridge \$27.95**



**L2123100 Christmas Light Express Set \$389.99**

- 2-8-4 Loco & tender • Illuminated sound boxcar
- Real smoke puffing from stack
- Steam chuff, whistle & bell sounds
- LionChief remote control • Bluetooth

## THE POLAR EXPRESS



**L2123130 The Polar Express Remote Set \$374.99**

- Die-cast metal 2-8-4 steam locomotive
- Real smoke puffing from stack
- Steam chuff, whistle & bell sounds
- LionChief remote control • Bluetooth

**L2123070 PE Remote Freight Set \$314.99**

**L2423030 PE 20th Anniversary Set \$423.99**



### CHRISTMAS LOCOMOTIVES & MOTORIZED UNITS

L2432110	Peppermint Railroad LC+2.0 Berkshire #2524	\$539.99
L2445050	Sleigh Bell Ltd LionChief 2-4-2 Loco #2424	224.99
L2427980	Sleigh Bell Ltd Streamlined Pass Car 2-Pack	144.95
L2445090	Winter Wonderland LionChief 2-6-2 Prairie #2424	299.99
L2445190	North Pole Central "Snowflake Ltd" LC ET44	269.99
L2334120	North Pole Central LionChief FT #1225	269.99
L2323140	North Pole Central LC+ 2.0 Pacific #1224	549.99
L2235090	North Pole Central LC+ 2.0 Doodlebug	359.99
L2435130	North Pole Central CC Speeder	169.99
L2335050	North Pole Central TMCC Rail Bondor	134.99
L2135140	North Pole Central Trolley	99.95
L2235010	Polar Express Trolley	99.95
L2135050	Polar Express TMCC Speeder	138.95



### CHRISTMAS ROLLING STOCK

L2428070	2024 Christmas Boxcar	\$65.95
L2328240	2023 Christmas Boxcar	62.95
L2428080	2024 Christmas Music Boxcar #24	86.95
L2328250	2023 Christmas Music Boxcar	109.95
L2428090	Peppermint Railroad Flatcar with Bulkheads	50.95
L2427880	Christmas Streamlined Coach #12023	79.95
L2427980	Christmas Streamlined Coach #12024	79.95
L2427900	Christmas Streamlined Observation #12025	79.95
L2427910	Christmas Baggage Car - Noel	71.95
L2427920	Christmas Streamlined Vista Dome - Spirit	86.95
L2427980	Sleigh Bell Ltd Streamlined Pass Car 2-Pack	144.95
L2427990	Polar Express™ 20th Anniv. Coach (Black Roof)	71.95
L2428150	Mickey & Minnie Candy Cane Express Boxcar	71.95
L2428160	Mickey & Minnie Christmas Lodge Boxcar	71.95
L2428170	PE "The Bell Still Rings" 20th Anniv. Illum. Snd Boxcar	115.95
L2428230	Polar Express™ Present Transport Car	79.95
L2328280	Polar Express Sleigh Belts Mint Car	64.95
L2328290	Polar Express Flatcar w/Hot Cocoa Container	54.99
L2228080	Polar Express Aquarium Car	93.95
L2428470	Christmas NES Caboose	57.95
L2328270	Snow Covered Christmas Tree Flatcar	72.99
L2338290	Thomas Kinkadee Christmas Light Express Boxcar	71.95
L2228120	Christmas Parade Aquarium Car	93.95
L2228170	Angela Trotta Thomas Christmas Aquarium Car	93.95
L2228310	North Pole Central Illuminated Hopper	71.95

### CHRISTMAS ACCESSORIES

L2429160	Thomas Kinkadee Lighted Covered Bridge	\$69.95
L2229320	Christmas Coal Works Lighted Coaling Station	99.95
L2329020	Christmas Roadside Diner	124.95
L2329160	Santa's Workshop w/Sounds	99.95
L2229290	Up on the Rooftop Christmas House (PNP)	77.95
L2229120	Christmas Barn with Christmas Lights (PNP)	154.99
L2129290	Christmas Water Tower (PNP)	46.95
L2430060	Polar Express™ 20th Anniv. Water Tower	46.95
L2429090	Polar Express™ Billy's House	99.95
L82743	Santa's Reindeer Station Platform	38.95
L2025050	Merry Christmas FasTrack Girder Bridge	27.95

### LIONEL O GAUGE FASTTRACK

L12014	Straight Track (10')	\$4.95
L12015	O36 Curve Track (8 make a circle)	4.95
L12031	Outer Passing Loop Track Pack	124.95
L12062	Grade Crossing w/Gate & Flashers	149.95
L81946	O36 Remote/Command Control RH Switch	97.95
L81947	O36 Remote/Command Control LH Switch	97.95
L2325010	Polar Express Ice FasTrack O36 Curve 4-Pk	59.95
L2025010	Illuminated FasTrack - Straight 4-Pack	51.95
L2025020	Illuminated FasTrack - O36 Curved 4-Pack	51.95

### SHIPPING & HANDLING POLICY

Shipping charges will be charged based upon your total order and will be shipped via FedEx or UPS ground service in the Continental United States (except Alaska and Hawaii). The following rates apply:

TOTAL ORDER	SHIPPING CHARGE
Over \$1500.00	\$40.00
\$1000.00 to \$1500.00	\$25.00
\$500.00 to \$1000.00	\$20.00
Under \$500.00	\$10.00

For orders that require multiple shipments, there will be a \$10.00 charge for each shipment made on your backorder. 15% restocking charges on returns if not exchanged for items of equal value. No Returns after 10 days. No Returns of Books or Video's.

Prices are subject to change without notice and are for Mail Order only. Not responsible for typographical errors. ©Copyright Charles Ro Supply Co. 2024.

LIONCHIEF® STEAM LOCOMOTIVES		
L2432010	Lionel Lines LC+2.0 Berkshire #726	\$629.99
L2432050	Polar Express™ 20th Anniv. Berkshire	539.99
L2432060	Polar Express™ Berkshire #1225	539.99
L2332060	CB&Q LC+2 Mikado #4978	599.99
L2332090	Pennsylvania LC+2 Mikado #9631	599.99
L2445080	Santa Fe LC 2-6-2 Prairie Loco #1819	299.99
L2445070	Pennsylvania LC 2-6-2 Prairie Loco #531	299.99
L2445080	US Army LC 2-6-2 Prairie Locomotive #75	299.99
L2445010	Lionel Lines LC 2-4-2 #242	224.99
L2445040	New York Central LC 2-4-2 #1939	224.99

LIONCHIEF® DIESEL LOCOMOTIVES		
L2445100	Justice League "The Flash"™ FT Diesel	\$269.99
L2445110	Union Pacific FT Diesel #1468	269.99
L2445120	Pennsylvania FT Diesel #9856	269.99
L2445130	Lionel Lines FT Diesel #1900	269.99
L2434229	Santa Fe Non-Powered Dummy FT #157	179.99
L2434239	Texas Special Non-Powered FT #2001	179.99
L2445150	Batman™ ET44 Diesel	269.99
L2445160	CSX ET44 Diesel #3398	269.99
L2445170	BNSF ET44 Diesel #3970	269.99
L2445180	US Army ET44 Diesel #1775	269.99
L2235060	Pennsylvania Doodlebug LC+2.0 #5266	359.99
L2435060	East Broad Top Doodlebug #M-1	359.99
L2435100	Rock Island Doodlebug #9070	359.99

### MOTORIZED UNITS

L2335190	Mickey & Minnie 100th Anniv. Handcar (Red)	\$189.95
L2435200	PE™ 20th Anniv. Gold-Plated Handcar	206.99
L2435020	Polar Express™ 20th Anniversary Handcar	179.99
L2435140	Chessie System Speeder	169.99
L2435150	Chicago Northwestern Speeder	169.99
L2435170	US Transportation Corps Speeder	169.99

### TRADITIONAL ROLLING STOCK

L2438260	Charles Ro Ltd. Edition 50th Anniversary Boxcar	\$64.95
L2428490	2024 National Union Train Day Boxcar	61.99
L2428040	Harry Potter Dementors Aquarium Car	94.95
L2428110	Harry Potter & The Sorcerer's Stone Boxcar	71.95
L2428120	Harry Potter & The Chamber of Secrets Boxcar	71.95
L2428130	Harry Potter & The Prisoner of Azkaban Boxcar	71.95
L2428250	US Army Boxcar #8250	64.95
L2428260	US Army Flatcar with Tank	71.95
L2428270	US Army Tank Car #8270	64.95
L2442201	Budweiser Woodside Reefer #3601	71.95
L2428180	John Deere Double Sheathed Boxcar	86.95
L2426150	Pennsy 40' Flatcar w/John Deere Tractor Load	122.95
L2428450	Mister Rogers Aquarium Car	94.95
L2428420	Barbie™ 65th Anniversary 1959 Boxcar	71.95
L2426470	Strasburg Woodside Caboose #12	89.95
L2428480	Lionel Lines NES Caboose	57.95
L2426560	Penn Salt 8k Gallon Tankcar	71.95
L2428320	Blue Coal Co. Hopper w/Coal Load #8320	64.95
L2426320	ATSF Hotbox Reefer w/Lights, Smoke & Sound	215.99
L2426490	Ernie Milk Car #65	87.95
L2426510	NC&StL Milk Car #3900	87.95
L2328070	Lionelville Milk Flatcar w/Milk Container	49.95
L2428330	Lackawanna Gondola w/Canister Load #8330	71.95
L2326170	USMC 60' Boxcar #1591	94.95
L2326220	USMC Northeast Caboose #601750	94.95
L2326271	Pennsylvania N6B Cabin Car #980781	86.95
L2326330	Pacific Fruit Express Vision Reefer Set	359.99
L2226660	Southern End Door Boxcar #42000	84.95
L2226890	New York Central Vision Stock Car 3-Pack	329.95
L2228280	Marines Rocket Launcher	79.95
L2228380	John Deere Reefer	71.95
L2228440	Chevy Vintage Camaro Boxcar	61.95



## THE POLAR EXPRESS

### AMERICAN FLYER THE POLAR EXPRESS

AF2217050	The Polar Express™ FlyerChief Set	\$454.99
AF2419020	The Polar Express™ 20th Anniversary Boxcar	50.95
AF2419030	The Polar Express™ 20th Anniv. Coach	71.95
AF2119241	The Polar Express™ Sleeping Car "Believe"	68.95
AF2119242	The Polar Express Sleeping Car "North Pole"	68.95
AF2019220	The Polar Express™ Dining Car	68.95
AF44132	The Polar Express Add-On Coach	68.95
AF44133	The Polar Express Showroom Aquarium Car	68.95
AF2319160	The Polar Express TOFC Flatcar	64.95
AF1919410	The Polar Express Mint Car	53.95
AF2019200	The Polar Express Milk Flatcar	46.95

### AMERICAN FLYER CHRISTMAS ROLLING STOCK

AF2419010	American Flyer 2024 Christmas Boxcar	\$50.95
AF2319260	American Flyer 2023 Christmas Boxcar	50.95

**Order today! \$10.00 SHIPPING FOR TRAIN SETS\***  
\*Ground service in the Continental U.S.

**WE CARRY A COMPLETE LINE OF O GAUGE PRODUCTS ORDER ON LINE ANY TIME AT [www.charlesro.com](http://www.charlesro.com)**



# NICHOLAS SMITH TRAINS

## MODEL RAILROADING FOR ALL SEASONS®

VISIT OUR WEBSITE, or GIVE US A CALL

2343 West Chester Pike Broomall, PA 19008

Just 1 Minute off I-476 Exit 9

WINTER '24 Classic Toy Trains Ad • 114 Years Selling Trains

Prices Subject to Change Without Notice.

MIN. Order: \$30.00 -15% Restocking Fee on Returns  
Product information and orders (610) 353.8585  
Most domestic orders will follow shipping schedule below\*

\$0.00 - \$500.00 - \$15.00  
\$500.01 - \$1100.00 - \$20.00  
\$1100.01 - \$1500.00 - \$30.00  
\$1500.01 - \$2000.00 - \$50.00

\*Orders with Track, Power & Control Devices, **Sets**, Expansion Packs, Oversized Items, & **SALE ITEMS** will be charged Actual Shipping

No P.O. Box's, PA Residents Add 6% Sales Tax  
Not responsible for typographical errors

### Lionel Legacy Locomotives

1933749 RDG FB-2 Superbass .....	\$315.00
2033248 Alaska F7B Powered .....	\$404.98
2033249 Alaska F7B Superbass .....	\$395.98
2033600 UP SD70Ace #1111 .....	\$539.98
2131170 N&W USRA 2-8-8-2... <b>SALE!</b>	\$1499.99
2131250 GM&O 4-6-2 .....	\$1299.98
2131340 L&HR 2-8-2 .....	\$1099.98
2133039 NYC E7 B Unit .....	\$404.98
2133380 Erie Lack PAA .....	\$899.98
2133570 B&M SW8 #801 .....	\$449.98
2133610 Rock Island SW8 #818 .....	\$449.98
2133620 SCL SW8 #19 .....	\$449.98
2133760 Biden SD70Ace .....	\$539.98
2133860 Lehigh Valley SW8 .....	\$469.98
2133870 Penn Central SW8 .....	\$469.98
2231050 Strasburg RR 2-10-0 #90 .....	\$1899.99
2231141 Santa Fe 2-10-4 #5011 .....	\$1574.99
2231142 Santa Fe 2-10-4 #5022 .....	\$1574.99
2231160 KCS 2-10-4 #902 .....	\$1574.99
2231170 KCS 2-10-4 Flag Tender .....	\$1574.99
2231180 PRR 2-10-4 #6510 .....	\$1574.99
2231191 SP AC-12 Cab Forward .....	\$1799.98
2231200 SP AC-12 Cab Forward .....	\$1799.98
2231270 Union Pacific 4-12-2 #9014 .....	\$1529.98
2231400 B&M Atlantic #3243 .....	\$809.99
2231420 NH Atlantic #1111 .....	\$809.99
2231530 Bethlehem Steel 0-6-0 #60 .....	\$719.99
2231550 NYC 0-6-0 #222 .....	\$719.99
2232050 Bethlehem Steel 0-4-0 .....	\$629.99
2232060 Baltimore \$ Ohio 0-4-0 .....	\$629.99
2232070 Army 0-4-0 .....	\$629.99
2232080 PRR 0-4-0 .....	\$629.99
2232090 Long Island 0-4-0 .....	\$629.99
223305X 1/2 CSX SD70Mac .....	\$584.98
223309X 1/2 EMD SD45 .....	\$539.98
223332X 1/2 ALCO RS-27 .....	\$539.99
223333X 1/2 CNW RS-27 .....	\$539.99
2233342 Conrail RS-27 #2414 .....	\$539.99
223335X 1/2 GB&W RS-27 .....	\$539.99
223337X 1/2 SOO RS-27 .....	\$539.99
223350X 1/2 US Armed Forces ES44AC .....	\$629.99
2233621 CP Veterans SD90MAC .....	\$585.99
2233631 Canadian Pacific SD90MAC .....	\$585.99
2233652 CP Heritage SD90MAC .....	\$585.99
2233660 EMD SD90MAC .....	\$585.99
2233730 AMT F40PH #410 Phase V .....	\$599.99
2233861 Alaska SD70Mac #4001 .....	\$599.99
2233868 Alaska SD70Mac Superbass .....	\$499.99
2331011 PRR L1 Mikado #496 .....	\$854.99
2331030 PRR L1 Mikado #1369 .....	\$854.99
2331040 Santa Fe L1 Mikado #882 .....	\$899.99
2331060 L&NE L1 Mikado #501 .....	\$854.99
2331080 C & O Greenbrier #611 .....	\$1529.99
2331090 C & O Greenbrier #613 .....	\$1529.99
2331130 CN 2-6-0 .....	\$719.99
2331140 Middletown & Hummels 2-6-0 .....	\$719.99
2331160 SP 2-6-0 .....	\$719.99
2331200 Pilot Challenger .....	\$2499.99
2331212 UP Challenger #3839 .....	\$2499.99
2331231 UP Challenger #3815 .....	\$2499.99
2331550 Del Lack & West Camelback .....	\$629.99
2331560 Erie Camelback .....	\$629.99
2331570 Lehigh & NE Camelback .....	\$629.99
2331590 Pennsylvania Camelback .....	\$629.99
2333160 MRL Essential SD70Ace .....	\$584.99
2333170 MRL Veterans SD70Ace .....	\$584.99
2333180 PRLX SD70Ace .....	\$584.99
233325X 1/2 CofG H-15-44 .....	\$539.99
233326X 1/2 RI H-15-44 .....	\$539.99
233327X 1/2 D&RGW H-15-44 .....	\$539.99

### MTH Locomotives

20207721 NJT P40 #4800 .....	\$444.99
20207731 NJT P40 #4803 .....	\$449.99
20207751 Amtrak 44 Tonner #1100 .....	\$369.99
20212481 RI E8 A Unit #652 w/PS3.0 .....	\$384.99
20212491 RI E8 A Unit #653 w/PS3.0 .....	\$384.99
20213091 Monongahela GP38-2 #2002 .....	\$459.99
20213261 EL SD24 #1142 .....	\$459.99
20214211 Reading SD45 Low Hood .....	\$459.99
20215161 AVR GP-9 #7559 .....	\$464.99
20215171 AVR GP-9 #1803 .....	\$464.99
20215561 PRR GP35 w/PS3 #2261 .....	\$459.99
20215571 PRR GP35 w/PS3 #2265 .....	\$459.99
20217191 Lackawanna SD24 .....	\$489.99
2038521 Erie 0-8-8-0 #2600 .....	\$1499.99
2038631 B&A J-1E Hudson 4-6-4 .....	\$1259.99
2038651 NYC J-1E Hudson 4-6-4 .....	\$1259.99
2038901 Clinchfield Challenger 4-6-6-4 .....	\$1529.99
2038931 UP Challenger 4-6-6-4 #3999 .....	\$1529.99
2038941 UP Challenger 4-6-6-4 #3989 .....	\$1529.99
2038951 UP Challenger Oil Tender .....	\$1529.99
2038961 UP Challenger 4-6-6-4 #3879 .....	\$1529.99
2038971 UP Challenger 4-6-6-4 #3977 .....	\$1529.99

### MTH Rolling Stock

2091748 MR B/W Caboose .....	\$71.99
2091749 NYC B/W Caboose .....	\$71.99
2091750 UP B/W Caboose .....	\$71.99
2091751 N&W B/W Caboose .....	\$71.99
2091775 NYC 35' Woodside Caboose .....	\$71.99
2091776 NKP 35' Woodside Caboose .....	\$71.99
2091777 UP 35' Woodside Caboose .....	\$71.99
2092294 LV 2 Bay Hopper 6 Pk. ....	\$329.99
2092296 Keystone 2 Bay Hopper 6 Pk. ....	\$329.99
2092298 AC&Y 2 Bay Hopper 6 Pk. ....	\$329.99
2093699 NS 50' DD Boxcar .....	\$65.99
2095659 B&O 34' Composite Hopper Car .....	\$64.99
2095660 PRR 34' Composite Hopper Car .....	\$64.99
2097394 Lehigh Valley 2 Bay Hopper .....	\$60.99
2097395 Keystone 2 Bay Hopper .....	\$60.99
2097396 AC&Y 2 Bay Hopper .....	\$60.99
2099324 UP Sheathed Boxcar .....	\$60.99
3071057 PRR Boxcar .....	\$51.99
3071059 Raritan River Boxcar .....	\$51.99
3071071 Domino Sugar Modern Boxcar .....	\$50.99
3071072 NP 50' Modern Boxcar .....	\$50.99
3071131 US Army Boxcar Railking .....	\$53.99
3071132 SP Boxcar Railking .....	\$53.99
3071153 Halloween Boxcar Railking .....	\$53.99
3071159 P&LE Boxcar .....	\$50.99
3071160 SF Boxcar .....	\$50.99
3071161 Southern Boxcar .....	\$50.99
3071162 NKP Boxcar .....	\$50.99
3073423 GATX Domino Sugar Tank Car .....	\$45.99
3073588 UP Modern Tank Car .....	\$53.99
3073590 NASA Modern Tank Car .....	\$53.99
3074859 Reading '40 DD Boxcar .....	\$44.99
3074874 NS 50' DD Plugged Boxcar .....	\$47.99
3076749 CSX Center Beam Flat .....	\$50.99

### MTH Trolleys & Hand Cars

305213 Transylvania Bump-N-Go .....	\$82.99
305216 Metropolis Bump-N-Go .....	\$69.99
305217 War Bonds Bump-N-Go .....	\$69.99
305226 Transylvania Bump-N-Go .....	\$82.99
305228 North Pole Trolley .....	\$82.99
305229 Market St. Trolley .....	\$69.99
305230 City Lines Trolley .....	\$69.99
305234 Christmas Oper Hand Car .....	\$69.99
305235 MOW Oper Hand Car (Tuscan) .....	\$69.99
305236 MOW Oper Hand Car (Orange) .....	\$69.99

### \*\*SALE ITEMS\*\*

#### O Locomotives

Lionel Locos below are sold  
without warranty

1933528 LV FB-2 Powered .....	\$350.00
1933563 Long Island FA Cab Car #608 .....	\$250.00
1933564 Long Island FA Cab Car #610 .....	\$250.00
1933749 Reading FB Superbass B .....	\$315.00
1933758 Santa Fe FB Powered B .....	\$350.00
2033061 Rail Logix SD38 #2001 .....	\$425.00
2033062 Rail Logix SD38 #2002 .....	\$425.00
2033600 Union Pacific SD70Ace .....	\$475.00

#### Am Flyer LEGACY Locos

192120X 1/2 Clinchfield U36C .....	\$350.00
192123X 1/2 SCL U36C .....	\$350.00
1921232 CSX U36C .....	\$350.00
2021051 Citirail ES44AC #1201 .....	\$450.00
2021091 NS ES44AC #4000 .....	\$450.00

### O Premium Sets

No Track and Transformer

**Mention this ad and receive  
5% off these Premium Sets**

683092 Steel City Switcher 0-8-0 Set .....	\$1109.99
1922020 NKP Fast Freight LC+ 2.0 .....	\$709.98
1922030 Harding Fundamental Train Set .....	\$1799.98
1922070 Pennsy Ltr. LC+ 2.0 Set .....	\$709.98
2022040 Manufactures Railway Set .....	\$719.98
2022110 CNJ Red Baron SD40 Set .....	\$809.98
2122050 C&A John Bull Set .....	\$949.98
2122060 "Uncle Sam" John Bull Set .....	\$949.98
2122070 ASA Packer Set .....	\$1979.98
2122170 Santa Fe Valley Flyer Set .....	\$1979.98
2122140 SF High Speed Set .....	\$2249.98
2222030 BNSF Hustle Muscle Frt. ....	\$998.99
2222090 NS 40th Anniv Set .....	\$1299.99
2322010 LV Camelback Legacy Set .....	\$989.99
2322030 Cumberland Valley Wayfreight .....	\$1349.99
2322040 Vision Big Boy Super Set .....	\$4049.99
2322050 Iron Hippo Legacy Set .....	\$2069.99
2322060 Union RR Hot Metal Train Set .....	\$1169.99
2322080 Santa Fe Fast Fruit Express .....	\$2249.99

### American Flyer Rolling Stock

2019020 TP&W Freight Sounds Boxcar .....	\$99.99
2019030 NC&STL Freight Sounds Boxcar .....	\$99.99
2019040 Frisco Freight Sounds Boxcar .....	\$99.99
2019050 Vesuvius Crucible Frt Snds Box .....	\$99.99
201906X 1/2 Buffalo Creek Boxcar .....	\$45.99
201907X 1/2 Great Northern Boxcar .....	\$45.99
201908X 1/2 GB&W Boxcar .....	\$45.99
2119050 PRR Dep. Center Flatcar .....	\$56.98
2119080 Berk Woodside Reefer .....	\$48.98
2119090 Century Beer Reefer .....	\$48.98
2119120 Senate Beer Reefer .....	\$48.98
2119160 Polar Express Searchlight Car .....	\$49.98
211920X 1/2 CSX Gondola .....	\$48.98
211926X 1,4,5 C&O Hopper .....	\$45.99
2119330 Continental Tank Car .....	\$48.99
2119340 Hercules Powder Tank Car .....	\$48.99
2119350 Spartan Oil Tank Car .....	\$48.99
2119360 Staroline Oil Tank Car .....	\$48.99
2219010 Alaska Oper Log Dump. <b>SALE!</b> .....	\$74.99
2219020 BN Oper Log Dump Car. <b>SALE!</b> .....	\$74.99
2219030 UP Oper Log Dump Car. <b>SALE!</b> .....	\$74.99
221906X 1/2 B&O 2-Bay Covered Hopper .....	\$44.98
2219072 1/2 C&O 2-Bay Covered Hopper .....	\$44.98
221908X 1/2 RDG 2-Bay Covered Hopper .....	\$44.98
231902X 1/2 BNSF Autorack .....	\$74.99
231903X 1/2 CN Autorack .....	\$74.99
231904X 1/2 Ferromex Autorack .....	\$74.99
231905X 1/2 Southern Autorack .....	\$74.99

# www.nicholassmithtrains.com

### Lionchief Remote Set

684719 Santa Fe Super Chief .....	\$369.99
1923140 Mickey Mouse and Friends .....	\$269.99
2023040 Disney Frozen Set... <b>SALE!!</b> .....	\$319.98
2023130 Star Trek Set .....	\$359.98
2123030 KCS ET44 Set .....	\$329.98
2123040 John Deere Diesel Set .....	\$349.99
2123080 Space Launch Set... <b>SALE!</b> .....	\$299.98
2123140 Hogwarts Set .....	\$344.99
2123200 Pennsylvania Keystone Set .....	\$299.99
2223010 Army Freight Set .....	\$360.98
2223040 First Responders Set .....	\$399.99
2223050 Anheuser Busch Set .....	\$319.99
2223060 Lionel Lines Mixed Freight .....	\$264.99
2223110 Graffiti Set .....	\$399.99
2323030 Santa Fe Autorack Set .....	\$419.99
2323040 Disney 100th Anniversary Set... ..	\$424.99
2323050 Fast Fright Halloween Set... ..	\$374.99
2323060 NYC 2-8-0 Consolidation Set... ..	\$359.99
2323070 Willy Wonka Set .....	\$359.99
2323080 Texas Special Passenger Set... ..	\$399.99
2323090 Union Pacific Flyer Set .....	\$319.99
2323100 Winter Wonderland Set .....	\$319.99
2323110 Santa Fe Super Chief Set .....	\$399.99

### Polar Express

614273 PE Figures .....	\$22.95
624203 PE Original Figures Pack .....	\$22.99
682735 PE Conductor Gateman .....	\$99.99
682877 PE Thomas Kinkade Boxcar .....	\$63.99
683185 PE Elf Figure Pack .....	\$24.99
683645 PE Story Boxcars (2pk) .....	\$127.99
684602 PE Disappearing Hobo (Snow) .....	\$60.99
684604 PE Dining Car (Snow Roof) .....	\$56.99
684811 PE Scale Baggage Car .....	\$149.99
684813 PE Scale Coach Car .....	\$149.99
685410 PE Hero Boy House .....	\$84.99
685271 PE Illuminated Flag Pole .....	\$45.99
1928400 PE Hero Boy Boxcar .....	\$74.99
1929060 PE Station Platform .....	\$42.99
2027470 PE Scale Hobo Car .....	\$165.99
2028110 PE Elf Bobbing Car... <b>SALE!</b> .....	\$62.99
2028470 PE Present Mint Car .....	\$79.98
2029050 PE PEP Passenger Station .....	\$109.99
2030140 PE Elf Warming Sheds .....	\$45.99
2119160 PE Searchlight Car... <b>S GAUGE</b> .....	\$49.98
2123130 PE Set w/ 5.0 Sound .....	\$339.99
2127351 PE Sleeping Car "Believe" .....	\$159.98
2127352 PE Sleeping Car "North Pole" .....	\$159.98
2128240 PE Operating Present Car .....	\$69.99
2128210 PE Girder Bridge Flat Car .....	\$64.98
2128280 PE Boxcar .....	\$57.99
2129190 PE Elevated Hot Choc Tank .....	\$75.99
2130100 PE Billboard Set .....	\$14.99
2135050 PE Speeder .....	\$134.99
2226560 PE End Door Box Car .....	\$88.99
2227590 PE Vision Reindeer Car .....	\$315.99
2228080 PE Aquarium Car .....	\$90.99
2228090 PE Illuminated Boxcar .....	\$90.99
2228300 PE Caboose .....	\$71.99

### Lionel Legacy/LCS Items

612893 Power Adapter Cable .....	\$19.99
614186 TMCC ACC Voltage Controller... ..	\$120.95
614192 3-Wire Command Bas Cable .....	\$9.99
614196 6-FT Control Cable .....	\$5.95
614197 20-FT Control Cable .....	\$7.95
622980 TMCC SC-2 Switch Controller .....	\$97.99
634120 TMCC Direct Lockon .....	\$47.99
637146 Legacy Powermaster .....	\$99.99
637155 Cab-1L Remote .....	\$149.99
637921 ZW-L Transformer .....	\$899.99
637947 GW-180 Transformer .....	\$259.99
681294 LCS 5" Fastrack Section .....	\$75.99
681325 LCS Wi-Fi Module .....	\$151.99
681326 Serial Converter 2 (SER2) .....	\$55.99
681500 LCS PDI 1' Cable .....	\$12.49
681501 LCS PDI 3' Cable .....	\$12.49
681502 LCS PDI 10' Cable .....	\$15.99
681503 LCS PDI 20' Cable .....	\$15.99
681640 BPC2 Block Power Controller .....	\$99.99
681641 AMC Act. Motor Controller .....	\$89.99
682728 STM2 LCS Switch Throw Monitor .....	\$86.99
682869 IR Sensor Track for O Gauge .....	\$71.99
682883 Legacy 360 Watt Powermaster .....	\$184.99
685295 LCS Custom Switch Machine 2 .....	\$82.99
<b>2208010 Lionel Base 3 .....</b>	<b>\$449.99</b>

### Christmas

635293 Toyland Express Boxcar .....	\$48.99
636170 Partridge in a Pear Tree Reefer .....	\$41.99
637151 Christmas Street Lamps Red 3 .....	\$29.99
639398 Santa's Flyer Reefer .....	\$32.95
682050 Santa's Workshop w. Sound .....	\$164.99
682051 North Pole Central Ice House .....	\$84.99
682708 Gingerbread Crossing Shanty .....	\$29.99
682741 Tinsel Vat Car .....	\$52.99
682743 Santa Reindeer Station .....	\$37.49
682877 Kinkade Polar Express Boxcar .....	\$63.99
683925 Frosty Boxcar .....	\$63.99
684340 Santa & Snowman Tag Boxcar .....	\$67.99
684341 Tell-Tale Reindeer Car .....	\$59.99
1923140 Disney Mickey Set .....	\$319.99
1928500 2019 Xmas Music Boxcar .....	\$59.99
1929090 Lighted Half Covered Bridge .....	\$66.99
2025010 Lighted Fastrack 10" 4Pk .....	\$51.99
2025020 Lighted Fastrack O-36 4Pk .....	\$51.99
2025050 Merry Xmas Fastrack Girder .....	\$27.99
2025070 Lighted Fastrack Terminal .....	\$30.98
2025080 Lighted 40"x60" Oval .....	\$132.99
2026020 Xmas Side Dump Cars 4 Pk .....	\$119.98
2028510 Santa Spec. Delivery Boxcar .....	\$56.98
2127220 Reindeer Exp B60 Pass Car .....	\$142.98
2128070 Xmas Present Dump Car .....	\$61.99
2128180 2021 Xmas Music Boxcar .....	\$59.99
2128190 2021 Xmas Boxcar .....	\$42.99
2128250 SledEx Present Unloading Car .....	\$68.99
2128350 Mickey & Friends Xmas Boxcar .....	\$75.99
2129120 Xmas Rotary Beacon .....	\$69.99
2138020 ATT Well Stocked Shelves Box .....	\$63.98
2223020 Xmas Celebration LC Set .....	\$319.99
2228050 Bud Xmas Reefer .....	\$72.99
2228120 Xmas Aquarium Car .....	\$96.99
2228130 NPC Chase Gon Santa & Rud .....	\$71.99
2228140 Night Before Xmas Illum Boxcar .....	\$89.99
2228150 2022 Xmas Boxcar... <b>SALE!</b> .....	\$49.99
2228160 2022 Xmas Music Boxcar... <b>SALE!</b> .....	\$59.99
2228170 ATT Xmas Aquarium Car .....	\$95.99
2228310 NP Illuminated Hopper .....	\$79.99
2229120 Christmas Barn .....	\$149.99
2328240 2023 Xmas Boxcar .....	\$63.99
2328250 2023 Xmas Music Boxcar .....	\$112.99
2328260 Santa's Choice Milk Flat Car .....	\$52.99
3011089 O Santa 3 Pc Figure Set .....	\$24.99
3071111 Xmas Boxcar w/ Power Meter .....	\$64.99
3071112 Xmas Boxcar / Blinking Lights .....	\$69.99
3071113 2022 Xmas Boxcar .....	\$52.99
3074929 2018 Santa Boxcar .....	\$47.99
3076740 Christmas Flat w. 40' Trailer .....	\$49.99
3090535 North Pole Power Station .....	\$29.99

### Thomas the Tank

683510 Thomas Passenger LC Set .....	\$179.99
685324 Thomas & Friends Xmas Set .....	\$194.99
1929160 Sir Topham Hat Gateman .....	\$89.99
2028170 Nia Boxcar .....	\$56.98
2028180 Rebecca Boxcar .....	\$56.98
2028190 Gordon Boxcar .....	\$56.98
2230050 Thomas & Friends Girder Bridge .....	\$27.99

### Williams

20430 NS/COG Dash 9-44CW .....	\$249.99
20432 NS/LV Dash 9-44CW .....	\$249.99
20433 NS/PRR Dash 9-44CW .....	\$299.99
20434 NS/NKP Dash 9-44CW .....	\$249.99
23002 Rock Island RS3 .....	\$259.99
23201 UP FA-1 w/ Trueblast Plus .....	\$339.99
23202 CP FA-1 w/ Trueblast Plus .....	\$339.99
23204 Erie FA-1 w/ Trueblast Plus .....	\$339.99
23701 Independ Day Eggliner... <b>SALE!</b> .....	\$109.99
23703 Christmas Eggliner... <b>SALE!</b> .....	\$109.99
23704 Halloween Eggliner... <b>SALE!</b> .....	\$109.99
47926 Pkering Oper Log Dump Car .....	\$79.99
47928 Yellow Pine Oper Log Dump Car .....	\$79.99
47951 CP Rail Operating Coal Dump Car .....	\$79.99
47952 DM&IR Operating Coal Dump Car .....	\$79.99
47976 NYC Operating Boxcar Car .....	\$69.99
47977 Santa Fe Operating Boxcar Car .....	\$69.99
47978 Milw Rd Operating Boxcar Car .....	\$69.99
47979 Southern Operating Boxcar Car .....	\$69.99
48402 Frontrunner w/ Conrail Trailer .....	\$79.99
48404 Frontrunner w/ Santa Fe Trailer .....	\$79.99

### Lionel Accessories

612888 #154 Railroad Flasher .....	\$41.99
614218 Downtown People Pack .....	\$17.99
614241 Work Crew People Pack .....	\$17.99
616882 12" Half Covered Bridge .....	\$44.99
637172 Gooseneck Lamp Black 2 Pk .....	\$25.49
637174 Classic Street Lights 3 Pk .....	\$29.99
637851 Scale Telephone Poles .....	\$30.99
681433 PRR Crossing Shanty .....	\$16.99
682016 Oil Pump .....	\$53.49
683440 Rico Station Kit .....	\$45.99
683442 Large Suburban House .....	\$67.99
683635 N. American Smoke Loader .....	\$262.99
684769 Willie E Coyote Ambush Shack .....	\$91.99
1929110 Halloween House PEP .....	\$97.98
1930140 Trolley House .....	\$37.99
1930150 Budwiser Billboard set .....	\$18.99
2030230 Highway Double Lamp 2 Pk .....	\$22.48

### Rolling Stock

684582 BNSF 65' Mill Gondola .....	\$59.99
68458X 4/5 CNW 65' Mill Gondola .....	\$59.99
684586 CSX 65' Mill Gondola .....	\$59.99
684590 SP 65' Mill Gondola .....	\$59.99
684802 Gibson Wine Tank Car .....	\$55.99
684804 AE Staley Tank Car .....	\$55.99
684838 A&O 66' Mill Gondola .....	\$61.99
68487X 2/3 PRR 50' Flat w. Trailer .....	\$89.99
68487X 4/5 TTX 50' Flat w. Trailer .....	\$89.99
68487X 6/7 UP 50' Flat w. Trailer .....	\$89.99
192613X 2/3 PRR Bunk Car .....	\$74.98
192640X 1/2 D&RGW 50' Bulkhead flat .....	\$74.98
1926492 UP Challenger Caboose .....	\$74.98
1926722 PRR Flat w. Tank .....	\$98.98
2226690 B & O Bobber Caboose .....	\$94.99
2226700 Lehigh Valley Bobber Caboose .....	\$94.99
2226720 No Central Bobber Caboose .....	\$94.99
2226740 US Military RR Bobber Caboose .....	\$94.99
2226790 CN Veterans B/W Caboose .....	\$113.99
2226800 CP Veterans B/W Caboose .....	\$113.99
2226850 CR Veterans Flag Boxcar .....	\$122.99
2228440 Chevy Vintage Camaro Boxcar .....	\$67.99
2228460 Ford Vintage Mustang Boxcar .....	\$67.99
2228500 Graffiti Hi-Cube Boxcar .....	\$63.99
2326130 John Deere 60' Boxcar .....	\$99.99
2326140 Chevrolet 60' Boxcar .....	\$99.99
2326150 Ford 60' Boxcar .....	\$99.99
2326160 R & N 60' Boxcar .....	\$99.99
2326170 USMC 60' Boxcar .....	\$99.99
2326190 Maine Central Northeast Cab .....	\$99.99
2326200 L&NE Northeast Caboose .....	\$99.99
2326210 Rock Island Northeast Caboose .....	\$99.99
2326220 USMC Northeast Caboose .....	\$99.99
2328080 Ferromex Autorack .....	\$74.99
2328090 Southern Autorack .....	\$74.99
2338140 Wings of Angels Ariella Boxcar .....	\$71.99
2338150 Wings of Angels Jen Boxcar .....	\$71.99
2338160 Wings of Angels Sarah #2 Box .....	\$71.99

### LionChief + Loco

1932080 Disney Berkshire LC+ 2.0 .....	\$472.98
2132070 PRR 4-4-0 General LC+ 2.0 .....	\$247.99
2134010 ACL GP7 #105 .....	\$337.98
2134020 MKT GP7 #93 .....	\$337.98
2134030 B&O GP7 #6698 .....	\$337.98
2134040 Rock Island GP7 #1274 .....	\$337.98
2134050 Santa Fe U36B .....	\$224.99
2134060 Union Pacific U36B .....	\$224.99
2134070 Seaboard System U36B .....	\$224.99
2134080 CSX U36B .....	\$224.99
2134100 PRR RS-3 #4044 .....	\$339.98
2134110 SF RS-3 #2098 .....	\$339.98
2134120 Southern RS-3 #520 .....	\$339.98
2232100 B&O Pacific LC+ 2.0 .....	\$606.99
2232110 D&RG Pacific LC+ 2.0 .....	\$606.99
2232120 LV Pacific LC+ 2.0 .....	\$606.99
2232130 R&N Pacific LC+ 2.0 .....	\$606.99
2234020 Amtrak 50th Anniv LC+2.0 .....	\$519.99
2232010 Reading 0-6-0 LC+2.0 .....	\$319.99
2232030 LV Coal Co 0-6-0 T LC+2.0 .....	\$319.99
2232040 New Haven 0-6-0 -T LC+2.0 .....	\$319.99
2234090 PRR 44 Tonner .....	\$224.99
2234100 Santa Fe 44 Tonner .....	\$224.99
2234110 Ford 44 Tonner .....	\$224.99
2234120 U. S. Marines 44 Tonner .....	\$224.99
2234130 Amtrak 44 Tonner .....	\$224.99
2234180 BNSF Dasjh 8 .....	\$251.99
2234190 Union Pacific Dash 8 .....	\$251.99



# Getting Lionel postwar F3s to run again

## HOW TO REVIVE THE MOTORS ON NO. 2379 DIESELS



**Q** I have a set of Lionel No. 2379 Denver & Rio Grande Western F3s from 1957 that do not run. I have taken both motors apart, cleaned the grease out of the gearboxes, and put in new grease. I have taken off the brush covers and cleaned the armature faces and the brush wells. I have oiled everything and still can't get the engines to move. Any suggestions? — Marc Vannette, Byron Center Mich.

**A** Here are some points that come to mind after reading what has happened with your F3s. See which of my suggestions may be relevant and try it. First, after you removed the motors, did you check each one individually? It

seems unlikely, although not impossible, that both of them would completely fail. Second, check to see whether the headlight works and the E-unit solenoid engages. If they fail to activate, there may be an issue with the electrical pickup.

**There are a few straightforward techniques to use if your Lionel postwar F3 diesels, including these cool No. 2379 A and B units from 1957, quit working.**

If those two features do activate and both motors still fail to operate, I suggest turning your attention to the E-unit. Because that reverse unit is the common link between the motors, it's the next likely source of your problem. A final point of advice regarding the E-unit: even if one of the three replaceable parts failed (two contact sets and the drum) I always opt to replace them all.

### Postwar switches at 14 volts or less

**Q** I operate eight pairs of Lionel No. 022 switches on my O gauge layout. The switches require about 16 volts to get most of them to switch to the locked position, and that seems like a lot. So I cleaned the sliding plunger and sliding contact surfaces with a cotton swab and an electronics cleaner and lubricated them with silicone. I retested everything, and they still required the same amount of voltage, which melted the lenses in the switch lanterns. New switches (Nos. 5132 and 5133) work consistently at 14 volts. How can I get my postwar switches to operate at 14 volts or less? — Robert Schumm, Convoy, Ohio

**A** Contributor Bruk Bannister points out that a major issue with older Lionel No. 022 switches is sluggish performance. He says that cleaning and lubricating everything you noted will improve some switches, but a lot of the time problems are caused by the sliding contacts related to the tight tolerances

between the contacts and bottom of the switch body. If they get misaligned or bent, they become "sandwiched" when you reinstall the "motor" to the switch base. That creates a bind that prevents the switch from opening or closing properly.

One way to resolve the issue is getting those contacts bent back down. It's not an easy task according to Bruk, but it can be done by carefully using needlenose pliers. Another method involves shimming the motor away from the base. Applying aluminum tape or HVAC ducting tape to the screw-mounting locations will create a shim to help prevent the contacts from getting sandwiched. You may have to add one or two layers to each mounting location. It will take some trial and error, but eventually you will succeed.

A good way to test whether the contacts are the issue is by just loosening the motor screws from the switch body and then cycling it with power. This takes tension off the sliding contacts, and you'll see better performance.

The reason Nos. 5165 and 5166

switches work a lot better is that Lionel modified them to get rid of the sliding contacts. They ended up going to micro switches in place of the contacts. This removed any issues of those contacts getting sandwiched during assembly.

When it comes to switch lanterns, we all have had one melt at one point. After all, they typically sit close to the No. 53 bayonet-style bulb Lionel used. Bruk reminded us that you can get those bulbs in many voltage ranges. He went to an 18-volt model for his O gauge layout because he uses command control.

You can get an LED version of a 53 bayonet-style bulb. You can find them on eBay or Amazon. Most of them specify 12 volts only, but Bruk states they can handle as many as 18 volts with no issues. He advises using one with a low-profile lens.

Adding LED bulbs allows you to crank the voltage up a bit more to help with cycling issues and not melt your lanterns. As a final observation, Bruk told us he prefers a warm white bulb having a smaller and low-profile lens.

## Using a Lionel controller with an uncoupling track

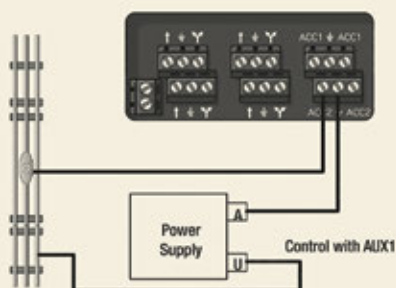
**Q** How do I wire a Lionel SC-2 controller to a Lionel No. 65530 O gauge uncoupling/unloading track? — Frank Lawrence, Richmond, Va.

**A** Frank, everything you need to know and more can be found by going online and downloading the Lionel SC-2 manual ([www.lionelsupport.com](http://www.lionelsupport.com)). Or you can pick up a printed copy of Lionel SC-2 Switch and Accessory Controller Owner's Manual (product No. 72-2980-250).

On page 20 of the SC-2 manual, you'll find information on programming the output on the SC-2. On page 35 (reprinted here), you will find an illustration of the connections for using the uncoupling track with the SC-2 controller.

### Accessory connections

#### Uncoupling Track (6-65149)



The Lionel SC-2 Switch and Accessory Controller Owner's Manual can easily be downloaded from [www.lionelsupport.com](http://www.lionelsupport.com) to answer questions, including those related to wiring the controller to a No. 65530 uncoupling/unloading track.

## K-Line passenger car and lighting

**Q** I purchased a K-Line Electric Trains Pennsylvania RR business car and was wondering if the lighting can be replaced so I can operate it on my O gauge layout at the constant voltage of 18 or higher. — Morris McAtee, Louisville, Ky.

**A** That K-line business car I believe has a simple printed circuit board with multiple 1.5-volt lights in series that stretches the whole car length. The bulbs are identical to what you find on a string of Christmas lights. They are difficult to remove individually, and the soldering traces are easily damaged. So, a simple bulb replacement is not feasible, but converting the cars to LED lighting is easy.

The easiest method to convert the lighting is by purchasing a long roll of 3528 SMD (surface-mount device) LED strip (available from Amazon and Mouser Electronics, among other sources). It can be cut to length and has

an adhesive back for easy application.

Each piece you cut has soldering pads for easy installation of wires, but you can buy solderless wire clips separately. You can wire it straight to track power (it will work in an 18-volt environment) by removing the original lighting system first so you can install the strips to underside of the roof on the body shell.

You can make the lights "anti-flicker" by adding an AC-to-DC bridge rectifier. In addition, installing a 680-ohm to 1,000-ohm resistor between the LED and the bridge rectifier will dim the lights to a nicer and more realistic glow inside the car.

The advantages of adding light-emitting diodes to passenger cars include lowering the amperage draw on your transformer. For example, a passenger train having 14 MTH Premier line cars equipped with incandescent light bulbs can draw as much as 8 amps on a No. Z-4000 transformer. Converting all 14 cars to LEDs reduced the draw to only 2 amps. That's a huge improvement. **CTT**

## S Gauge Trains

Full line S Gauge & AF products

Since 1981

Engines  
Cars  
Track  
Structures  
Figures



Call 723-449-1100

American Models  
11770 Green Oak Industrial Dr.  
Whitmore Lake, MI 48189

[www.americanmodels.com](http://www.americanmodels.com)

## DISPLAY SHELVES FOR YOUR TRAIN ROOM!



**Satin Finish,**  
Hardened Anodized  
Extruded Aluminum  
No Brackets Needed  
Raised Rails Hold  
Your Trains in Place  
6 Ft. Lengths,  
Expandable with  
Joiner Pins Supplied  
Special Cutting  
Available

Combination "HO/S" Gauge .....\$22.00  
"O" Gauge .....\$30.00  
Combination "O/STD/LGB" Gauge ...\$44.00  
Plus UPS Shipping

**RAIL STOPS** - This extremely versatile product is designed to fit our shelves or similar shelving from HO/S gauge or O gauge to O/STD/LGB gauge. RAIL STOPS can be used any place along your shelves and will prevent your trains from being rolled along the rails. RAIL STOPS fit all track and can be used in place of bumpers on train layouts. RAIL STOPS are \$12.00 per dozen. Plus shipping and handling.



**RAIL END CAPS** - The newest addition to Glenn Snyder Display Systems product line. Designed to trim the ends of our shelves or similar shelving. RAIL END CAPS will give a finished look to the end of your shelves and

will help prevent your trains from being knocked off the ends. Please specify when ordering: combination "HO/S" gauge, "O" gauge or combination "O/STD/LGB" gauge. RAIL END CAPS are \$3.50 each, any size. Plus shipping and handling.

**GLENN SNYDER DISPLAY SYSTEMS**  
5940 Woodlee Court • Orchard Park, NY 14127  
716-331-7681  
e-mail: [glenn@gsds.com](mailto:glenn@gsds.com) • [www.gsds.com](http://www.gsds.com)  
**ALL PRODUCTS MADE IN USA**



**Arkansas Traveler Hobbies**  
**Located in the heart of Bald Knob**  
 Visit our 105 year old 1915 MoPac Depot,  
 and Regional Rail Museum  
 400 Market Street • Bald Knob, AR 72010  
 501-RAILFAN (724-5326) or 870-692-8273  
 athtrains@yahoo.com

**Port Lines HOBBY**  
**"Your S-Gauge Specialists!"**  
 ON-LINE AMERICAN  
 FLYER PARTS CATALOG  
 AF, Lionel, MTH, Am. Models,  
 & other S-gauge products!  
 www.portlines.com  
 doug@portlines.com  
 (978) 465-8798

How long a backdrop do you need?  
 -single piece **O OR S SCALE**  
 -six foot long  
 photo backdrops that connect to infinity!  
**Sceniking.com**  
*...nothing compares*

**MODEL RAIL SCENES**  
**CUSTOM LAYOUTS  
 & BUILDINGS**  
**207-564-0705**  
 www.modelrailscenes.com

**BERKSHIRE  
 TRAINS**  
 209 Rosemont Gdn  
 Lexington, KY 40503  
 859-694-8144  
**Lionel®, MTH Trains®  
 & All Scale Sales,  
 Factory Trained  
 Service Center, Sales/  
 Consignment Services**  
 www.berkshiretrains.com

**TRAINS & MORE, LLC**  
**AF TRAINS & PARTS**  
 AFCC, NASG, TCA, TTCS & TTOS  
 P.O. Box 1751 • Manchester, CT 06045-1751  
 860-432-2124 • trainsmore@aol.com  
 www.trainsmore.com

**HENNING'S TRAINS**  
*Serving The Model Railroader Since 1939*  
**Pre-War / Post-War Parts**  
**COLLECTOR COLOR PAINT**  
**Model Engineering Works**  
 128 SOUTH LINE STREET LANSDALE, PA 19446  
 www.HENNINGSTRAINS.COM

**Millhouse River Studio**  
 2541 River Rd., Niagara Falls, NY 14304 Division of Studio Z  
**Quality Products Made in USA!**  
**Turntables**  
**Transfer Tables**  
**Coal Dumpers,**  
**Coal Loaders**  
**& Conveyors**  
 Rotary Coal Dumper  
 www.millhouseriverstudio.com  
 (716) 830-5267

**Ballast Kits & More**  
**MODEL BRENNAN'S  
 RAILROADING**  
 816-252-4605 | www.brennansmodelrr.com

**www.raildesignservices.com**  
 Design model railroad layouts in any scale or revamp any  
 existing track plan to suit your specific requirements. Original  
 railroad logos and signs. Custom structure and car building.  
 Let us bring your dream railroad to life.  
**Michael Tylick, MMR**  
**781 837-2511**  
**413 262-1582**

**LEN CARPARELLI**  
**ACCURATE, AUTHENTIC, PROFESSIONAL**  
**RESTORATIONS SINCE 1972.**  
**L&L Model Train Restoration Co.**  
 www.LenCarparelli.com  
 1 Orient Way, Suite F-348, Rutherford, NJ 07070 • (201) 438-1266  
 Visit our website to download our free catalog.

**TK  
 TRAINS**  
 Phone 740-633-6607  
 500 Hall St, Building 1  
 Bridgeport, OH 43912  
 Just off I-70  
**O Gauge Trains, Track, Scenery,  
 Accessories and Much More!**  
 Fully detailed, operating O gauge layout.  
 We have Lionel, MTH,  
 Atlas and many others!  
 Visit us online for great savings!  
**www.tandkhobby.com**

**GREGORY  
 HAKE**  
 auctions  
**Gregory Hake Auctions**  
**Vintage Train & Toy Experts**  
**Buying, Selling, Consigning**  
 www.gregoryhakeauctions.com  
 314-239-8541  
 email:deborah@gregoryhakeauctions.com

**GET MORE**  
 of what  
 you love at  
**Trains.com!**

Tinplate Repair Parts, Light Bulbs & Supplies  
 for Dealers, Collectors and Operators!  
**SUPER-FLEXIBLE WIRE** for pick-up rollers, and...  
**LIONEL-TYPE**  
**2,3,4,5 and 6-WIRE**  
**FLAT CABLE**  
**WIRE-Plex®**  
 2779 South Church Street  
 Suite 167, Burlington, NC 27215  
**Wire-Plex.com**  
 Phone: (336) 549-0343 • Email: davis@wire-plex.com  
**NEW PRODUCTS!**

**Your source**  
 for track plans, toy train layouts,  
 expert tips for collecting, operating, repairing and more!  
**Trains.com/ctt/how-to**

## CLASSIFIED ADVERTISING

This section is open to anyone who wants to sell or buy toy trains merchandise. CLASSIC TOY TRAINS reserves the right to edit undesirable copy or to refuse listing.

**Word Rate per issue:** 1 insertion – \$1.06 per word, 4 insertions – 92¢ per word, \$35 minimum order per issue. Payment must accompany the ad. To receive the discount you must order and prepay for all ads at one time. Count all initials, single numbers, groups of numbers (i.e. 4-6-4 or K4's), names, address number, street number each as one word. Example: R. Meister, 400 E Depot Ave., Waukesha, WI 53187 would count as 8 words.

**Events Rate:** \$45 per issue (55 word maximum). Ads will contain the following information about the event: state, city, sponsoring organization and name of event, meet, auction or show, dates, location, times, admission fee, name and/or telephone number and/or email of person to contact for information. Name, daytime telephone number and street address of the

person providing the information is also required but need not be included in the ad. Unless otherwise requested, ads will be published in the issue month that the event occurs in. Additional months are available at the \$45 per issue fee. Please specify issue date(s).

All copy is set in standard 6 point type. First several words only set in bold face. If possible, ads should be sent typewritten and categorized to ensure accuracy.

For CTT's private records, please furnish a telephone number and when using a P.O. Box in your ad, a street address.

**SEND YOUR ADS TO:** *Classic Toy Trains* — Classified Advertising  
18650 W. Corporate Dr., Ste. 103, Brookfield, WI 53045  
E-mail: classads@firecrown.com

### Schedule of Events

**CA, ANAHEIM:** 2024 TTOS-SP Super Meet. December 13-14, 2024. Friday, 5-8pm; Saturday, Noon-6pm. Brookhurst Community Center, 2271 Crescent Ave. Buy-Sell-Trade Trains, Toys, and Railroad Memorabilia. Train races, super raffle, and more! FREE kids train set raffle Saturday. 2-day admission: \$5/person, \$10/family. FREE parking. Vendors: 8-ft tables, \$25, \$30 after 12/01. Visit: TTOS-SP.ORG/THEUPERMEET/ to register. Questions: info@ttos-sp.org

**FL, BROOKSVILLE:** Regal Railways presents Toy Trains & Hobby Show. Hernando County Fairgrounds, 6436 Broad St., Brooksville, FL 34601. Saturday, January 25, 2025. 9:00am-2:00pm. Admission: \$6.00 adults, children under 12 free. Vendors and model train layout. Lunch available. Contact: Joe at 727-244-1341 or visit: www.regalrailways.com for more information.

**IA, MONTICELLO:** 2025 Train Show. 2 Days, February 1-2, 2025. Saturday 10am-4pm and Sunday 9am-2pm. Berndes Center, Jones County Fairgrounds, 766 N. Maple St., Monticello, IA 52310. Tables \$30. Admission: \$5, children under 12 free with paid adult. Monticello RR Club, PO Box 169, Monticello IA 52310 or email Ron Ackermann at rack611@gmail.com

**IL, SPRINGFIELD:** Springfield Railroad Society Annual Train Fair. Orr Building on the Illinois State Fairgrounds. Sunday, March 9, 2025. 10:00AM-4:00PM. Early bird shopping starts at 9:00AM for \$10.00. Admission fee \$5.00 from 10:00AM-4:00PM. Free parking. Largest show in downstate Illinois! For info call Mike at 217-899-3100 or Ray at 217-544-4295 or visit www.springfieldtrainfair.com

**NJ, WAYNE:** ECTP and Collectibles LLC presents The Wayne Special Holiday Train Show. P.A.L. Hall, 1 Pal Drive, Wayne, NJ 07470. Sunday, December 15, 2024. 9:00am-2:00pm. Admission: \$7.00; under 12 free with adult. John LaLima 732-845-5966. Go to www.eastcoasttrainparts.com and click on The Wayne Show.

**NY, LINDENHURST:** Long Island Classic Train Show/Swap Meet. Fireman's Memorial Park, 555 Helling Blvd. (north of Hartford St.), Lindenhurst, NY 11757. January 5, 2025, February 9, 2025 and March 16, 2025. 8:30am-1:00pm. Adults \$5.00, under 16 free w/adult. 100+ tables. Handicap accessible. Contact: John Mitchell 917-596-3494 or John Miata 516-353-1751. Email: LIClassicTrainShow@hotmail.com

**OH, MASSILLON:** CJ Trains Winter Train and Toy Show. Massillon Knights of Columbus Hall, 988 Cherry Road NW, 44647. Sunday, December 15, 2024, 10:00am-3:00pm. Admission: \$5.00, 12 and under FREE. \$25/dealer table, 152 - 8" dealer tables. Jon Ulbright, PO Box 446, Wooster, OH 44691, 330-262-7488, cathijon@ssnet.com www.cjtrains.com

**OH, TOLEDO:** Greater Toledo Train & Toy Show. Owens Community College (SHAC), 30335 Oregon Rd., Perrysburg, OH 43551. Sunday, March 9, 2025. "Early Birds" 9am \$10. General 11am \$7. Children 12 and under are FREE with paid adult. Show runs until 3pm. Contact: Randy Ramsey, 1566 South Ave., Toledo, OH 43609, 419-215-4181, email: toledotoymasters@gmail.com, website: www.toymasters.org

**VA, FREDERICKSBURG:** Rappahannock Model Railroaders 27th Annual Christmas Model Train Show, December 14-15, 2024. Operating G, O, S, HO, N, Z and LEGO train layouts. Vendors, Santa, train set raffle, kids area. Saturday 9am-5pm. Sunday 10am-4pm. Adults \$10. Youth 13-17 \$5. Under 13 free. Eagles Lodge, 21 Cool Springs Road, Fredericksburg, VA 22405. Info: www.rmrailroaders.com

**WI, LA CROSSE:** The 33rd Annual Great Tri-State Rail Sale. La Crosse Center, 2nd & Pearl Streets. Saturday, January 25, 2025. 9:00am-3:00pm. Admission \$8.00, under 12 free. 300 vendor tables. All Scales; Model, Toy & Antique Trains & Memorabilia. Information: 4000 Foundation, PO Box 3411, La Crosse, WI 54602, 608-781-9383. Visit: www.4000foundation.com

All listed events were confirmed as active at the time of press.  
Please contact event sponsor for current status of the event.

### S Gauge for Sale

**AF TRAINS, PARTS, ACCESSORIES.** Visit www.trainsmore.com or send \$4.00 for printed catalog to Trains & More, P.O. Box 1751, Manchester, CT 06045-1751.

**MASSIVE LIST OF GILBERT AND LIONEL AMERICAN FLYER:** Updated daily. Original boxed sets, engines, cars, accessories, rare paper, catalogs and more, including boxed Plasticville, American Flyer and Plasticville parts. Buying all Flyer. Send \$4.25 postage, Judy Hajash, PO Box 5, Augusta, WV 26704-0005. 304-359-2194.

### O Gauge For Sale

**LARGE COLLECTION FOR SALE:** 100+ engines, 200+ cars, many accessories. Lionel, MTH, Williams, Weaver. Any questions or for a detailed list of items, email: jsrychak1@gmail.com

**LIONEL MARX PLASTICVILLE:** Big list of boxed sets, engines, cars, etc. Rare paper, catalogs, Lionel O, O27 & HO. Marx O & HO. Plasticville and Plasticville parts. Send \$3.00 postage, Judy Hajash, PO Box 5, Augusta, WV 26704-0005. 304-359-2194.

**MAGNIFICENT CONTEMPORARY O SCALE TRAIN COLLECTION FOR SALE!** In excellent condition. The collection consists of complete sets of Lionel and MTH trains, operating accessories and the latest Legacy and DCS Operating Systems. Modular layout included at no additional cost. Please contact Rick at rcusack1@hotmail.com for complete inventory and pictures if requested.

### O Gauge Wanted

**ALL TRAIN COLLECTORS-** We need more trains to supply our large customer base. Modern era specialists- Lionel, MTH, K-Line, Williams, Weaver, 3rd Rail, etc. We buy collections, store inventories, and parts of all sizes and eras. Send us your list or call us today. We travel extensively all over the US and Canada. Trainz, 2740 Faith Industrial Dr., Suite 200, Buford, GA 30518. 866-285-5840, Scott@trainz.com Fax: 770-271-1295.

**WE BUY ALL COLLECTIONS BIG & SMALL** Lionel, American Flyer, K-Line, Marx, Weaver, Williams, Marklin, Hornby & more. Ready to travel, 40 years experience, confidential. Send us your lists today, 2420 San Miguel St., Sherman, TX 75092. www.txtrains.com, texastrains@yahoo.com, Phone: 972-824-7123

### Standard Gauge For Sale

**USA TRACK LLC.** Traditional tubular tinplate Standard Gauge (2-1/8" gauge) toy train track made entirely in the USA. Fully compatible with vintage Standard Gauge track, reproduction Standard Gauge switches and Ross Custom Switches. Contact StandardGaugeTrack@gmail.com or visit www.StandardGaugeTrack.com

### Miscellaneous Wanted

**ALL ELECTRIC SLOT CARS WANTED.** Any kind, any condition. Top dollar paid. PAUL at 248-760-6960. E-mail: slotcarguy@slotcarguy.com

**MODEL AUTOMOBILE AND TRUCK KITS.** Unbuilt or built. One piece to large collection. Good prices paid. Fred Sterns, 48 Standish, Buffalo, NY 14216, phone 716-838-6797, fax 716-836-6057, email: fsterns@aol.com

**NOW ACCEPTING CONSIGNMENTS:** We are looking for Lionel, MTH, American Flyer and Marx trains and collections for upcoming auctions. GREGORY HAKE AUCTIONS, Phone: 314-239-8541, Email: deborah@gregoryhakeauctions.com or visit: www.gregoryhakeauctions.com

### CLOSING DATES:

Spring 2025 closes January 9 • Summer closes April 9 • Fall closes July 9 • Winter closes October 7

# Go Digital!

Read *Classic Toy Trains* on your favorite device!

- Live links.
- Zoom in & magnify.
- Bookmark pages.



[Trains.com/ctt/subscription-plans/](https://trains.com/ctt/subscription-plans/)



## LEADING MODEL RETAILERS

Dealer Directory spaces are sold on a year's basis at \$142 per year, four issues, (payable in advance), or at \$40 per issue (billed to established accounts for one year minimum). Ads will be set in standard format typography. All insertions must be consecutive and may be invoiced if you have credit established with us. No mention of mail order business permitted. Closing dates listed in the Classifieds section.

### CALIFORNIA • Burbank

All scales G through N, collectibles old & new. Authorized LGB, Lionel, MTH & Märklin dealer. One of the most complete train stores in So. Calif. UPS worldwide shipper. Visit our website at [www.trainshack.com](http://www.trainshack.com)

#### THE TRAIN SHACK

1030 N. Hollywood Way 800-572-9929

### CALIFORNIA • Pasadena

Model rail specialists since 1951. LGB, Lionel, O, S, On3, HO, HOm3, N, Z. Complete stock of brass imports, new & used. Books, tools, structures, detail parts. Open 7 days. [www.thewhistlestop.com](http://www.thewhistlestop.com)  
**THE ORIGINAL WHISTLE STOP INC.**  
2490 E. Colorado Blvd. 626-796-7791

### CALIFORNIA • Yuba City

A full service model train store! Large inventory, HO, N, O & O27 Tinplate. Books, videos, collectors & gift items. Repair service. We buy old toy trains. [www.westerndepot.com](http://www.westerndepot.com)

#### THE WESTERN DEPOT

1650 Sierra Ave. #203 530-673-6776

### DELAWARE • Ocean View

No sales tax at the Delaware seashore. Lionel new & used...also Atlas, Bachmann, MTH. We buy used trains. Auth. Lionel repairs. Large inventory of used HO trains. Open Tues-Sat 10-4:30, Closed Sun & Mon  
**SEASIDE HOBBIES**  
15 Daisey Ave. 302-539-1601

### FLORIDA • Miami

Largest train store in the South. MTH, Lionel, LGB, HO & N. Five operating layouts. Open Mon - Sat 10am-5pm Sun (Nov-Jan) 10-1. Email us at [rttrains@aol.com](mailto:rttrains@aol.com)

#### READY TO ROLL

831 NW 143rd Street 305-688-8868

### FLORIDA • Tampa Bay - Pinellas Park

3000 sq. ft. Showroom. Lionel & MTH Dealer. NEW, USED, BUY/SELL - All Gauges N thru G. Over 9,000 Parts. Repair Services, Trains, Track, Sets, Scenic Supplies, Mon 1-5, Tue-Sat 10-6 [www.zitniktrains.com](http://www.zitniktrains.com)

#### ZITNIK TRAINS

5193 73rd Ave. N. 727-201-9668

### GEORGIA • Atlanta (Lilburn)

Lionel Train Top 10 Dealer  
MTH Train Mega Dealer  
400 SF Layout - HUGE Selection  
[www.legacystation.com](http://www.legacystation.com)

#### LEGACY STATION TRAINS

4153 Lawrenceville Hwy., #12 770-339-7780

### INDIANA • Atlanta

Model train museum and hobby shop  
MTH • Atlas • Lionel • scenery supplies  
Layout construction help / workshop  
Club sized 3-rail display layout  
[mruffinsstrains.com](http://mruffinsstrains.com)

#### MR MUFFIN'S TRAINS

177 West Main 765-292-2022

### IOWA • Dubuque

MTH, K-Line, Williams, Lionel, Gargraves, New & Used, Authorized MTH & Lionel Service Center. Mon - Sat 10-5; Sun 11-4  
[skippertim99@gmail.com](mailto:skippertim99@gmail.com)

#### CATHY'S TREASURES

Electric RR Dealer/Upgrades 563-590-5318

### KANSAS • Overland Park (KC Area)

O, S, HO, N, Z & G Scale  
Lionel, MTH, A/V, Märklin, LGB & more!  
New, Used & Vintage. Extensive scenery line.  
Repair, custom work & layouts.  
[www.fredstrainshop.com](http://www.fredstrainshop.com)

#### FRED'S TRAIN SHOP

8909 Santa Fe Dr. 913-383-3500

### MASSACHUSETTS • Lexington

Parts and service, factory experienced.  
Parts list available, \$4.00. Tue - Fri 9-5.  
Email: [dave@drinkertrains.com](mailto:dave@drinkertrains.com)  
<http://www.drinkertrains.com>

#### DR TINKER'S ANTIQUE TOY TRAINS

1 Belfry Terrace 781-862-5798

### MICHIGAN • Traverse City

Let your imagination run wild!  
Z to G, Lionel, scenery, tools,  
structures, scratchbuilding supplies,  
special orders, ships, armor, cars, more...

#### TRAINS & THINGS HOBBIES

210 East Front St. 231-947-1353

### MISSOURI • St. Louis

Largest selection of prewar & postwar in Midwest. Lionel, Am Flyer, Marx, Athearn, Proto, Atlas, etc.  
Highest price for large collections.  
[www.TrainTownstl.com](http://www.TrainTownstl.com)

#### TRAIN TOWN

9836 Manchester Road 314-716-2755

### NEVADA • Las Vegas

From Z Scale to G Scale We Got You Covered  
Open Mon-Sat 11 AM to 5 PM  
Buy Online at [www.westsidetains.com](http://www.westsidetains.com)  
Nevadas ONLY Remaining Train Store

#### WESTSIDE TRAINS

2960 S. Durango #117 702-254-9475

### NEW JERSEY • Mountain Lakes

Direct dealer for LIONEL and MTH. The largest train store in northern NJ since 1974!  
4 Showrooms plus Operating Layout. WE BUY OLD TRAINS - Lionel Service Station #556.  
[www.TRAIN-STATION.COM](http://www.TRAIN-STATION.COM)

#### THE TRAIN STATION

12 Romaine Rd. 973-263-1979

### NEW JERSEY • Trenton/Ewing

Lionel Value-Added Dealer.  
Authorized Service Station.  
Lionel, MTH, Williams, Weaver, K-Line,  
GarGraves. New & Used O & O27.  
Glen Roc Shopping Center.

#### TRAINS & THINGS

246 Scotch Rd. 609-883-8790

### NEW YORK • Ardsley

Lionel, MTH & Atlas  
Discount Pricing  
[www.tomtrainsny.com](http://www.tomtrainsny.com)  
Call for hours.

#### TOM'S TRAINS AT ARDSLEY

686 Saw Mill River Road 914-329-0354

### NEW YORK • North Rose

Lionel MTH Sales and  
Lionel Service Station #144  
Monday - Friday 9-5, Saturday 10-4  
(Saturday hours October - April only)  
[www.gardnerthetraindoctor.com](http://www.gardnerthetraindoctor.com)

#### GARDNER, "THE TRAIN DOCTOR"

8967 Ridge Rd., 1 mi E of 14 315-483-6577

### NEW YORK • Staten Island

We are your source for  
O gauge trains & accessories.  
We carry MTH, Lionel, Atlas O & Gargraves.  
<https://e-zcatch.square.site/s/shop>  
[e-zcatch@verizon.net](mailto:e-zcatch@verizon.net)

#### E-Z CATCH MODEL TRAIN SHOP

5 Tysen St. 718-727-7373

### NORTH CAROLINA • Winston (Salem)

K-Line Superstore, MTH, Lionel. Large selection of older MTH. First in O gauge. In-store layout! Located off I-40. Tues-Sat 9:30am-5pm. E-mail: [jkmc52032@aol.com](mailto:jkmc52032@aol.com)  
[www.trainloft.com](http://www.trainloft.com) Celebrating 20 years!

#### THE TRAIN LOFT

4007B Country Club Rd. 336-760-9817

### OHIO • Oberlin (W. Cleveland)

MTH Service Center. Authorized dealer for MTH, Lionel, Atlas, Woodland Scenics.  
Closed Sun & Mon  
30 miles west of Cleveland - off State Rte. 20  
[www.stockyardexpressllc.com](http://www.stockyardexpressllc.com)

#### STOCKYARD EXPRESS

49293 Plate Rd. 440-774-2131

### OREGON • Portland

Full service train shop  
Lionel, 3-Rail, American Flyer  
New-used-buy-consignments  
T-F 10-6, Sat 10-5, Sun 12-4, Closed Monday  
[www.hobbysmith.com](http://www.hobbysmith.com) 1-877-284-1912

#### THE HOBBY SMITH

1809 NE Cesar Chavez Blvd. 503-284-1912

### OREGON • Portland

Your complete model railroad store.  
Gauges Z through G.  
Lionel, MTH, Atlas, K-Line  
Mon-Sat 10am-4pm, Closed Sunday  
[www.wsor.com](http://www.wsor.com)

#### WHISTLE STOP TRAINS

11724 SE Division St. 503-761-1822

### PENNSYLVANIA • Blue Ridge Summit

The Exclusive model railroad store.  
From N to G, we stock it all.  
OPEN 7 days a week.  
Only minutes from Frederick, MD.  
[www.mainlinehobby.com](http://www.mainlinehobby.com)

#### MAINLINE HOBBY SUPPLY

15066 Buchanan Trail E. 717-794-2860

### PENNSYLVANIA • Broomall

Lionel, American Flyer, LGB, Atlas & MTH  
HO, N, ON30, Standard, O & S gauges  
bought, sold & traded. Auth. service station.  
[www.nstrains.com](http://www.nstrains.com)

#### NICHOLAS SMITH TRAINS

2343 West Chester Pike 610-353-8585

### PENNSYLVANIA • Greensburg

Authorized Dealer of Lionel, Atlas-O, MTH, N to G, Track, Remotes, Buildings, Accessories.  
Buy, Sell, Trade, Repair. Mon-Sat: Noon-6pm  
5,500+ SqFt. Exclusively Trains! 20,000+ items

#### BRADY'S TRAIN OUTLET

1046 S. Main Street 724-838-8448

### PENNSYLVANIA • Hanover

Lionel, American Flyer & MTH.  
New Lionel & MTH at discount prices.  
Standard O & S gauges bought, sold & repaired. Authorized service station.  
20 min. from York PA. Tue-Sat 12-6

#### TOY TRAINS UNLIMITED

38 York St. 717-637-4717

### PENNSYLVANIA • Hatboro

Lionel, American Flyer, LGB, MTH, Märklin, Bachmann, Williams. HO, N & Z. We buy, sell & repair. Mon-Fri 10-6; Sat & Sun 10-4  
[www.JoesTrainStation.com](http://www.JoesTrainStation.com)

#### JOE'S TRAIN STATION

283 E. County Line Rd. 215-322-5182

### PENNSYLVANIA • New Castle

Buy/sell/trade, repair all types of trains  
Giant Lionel village display during the holiday season, November - January  
Call for hours. Email: [trainplum@yahoo.com](mailto:trainplum@yahoo.com)  
[www.undergroundrrshop.com](http://www.undergroundrrshop.com)

#### THE UNDERGROUND RR SHOPPE

1906 Wilmington Rd. 724-652-4912

### PENNSYLVANIA • Strasburg

From trains to diecast to scenery, everything for the layout builder. Open 7 days a week.  
N, HO, O, Lionel, LGB.  
Buy, sell, trade used trains. Located adjacent to the Choo Choo Barn. [www.etrainshop.com](http://www.etrainshop.com)

#### STRASBURG TRAIN SHOP

226 Gap Road 717-687-0464

### PENNSYLVANIA • Zelienople

Lionel, MTH, Atlas O, Ross Custom Switches  
GarGraves, Woodland Scenics  
Please call or visit our website for hours.  
[www.cttrains.com](http://www.cttrains.com)

#### CT MCCORMICK HARDWARE

147 S. Main St. 724-452-6130

### SOUTH CAROLINA • West Columbia

All scales, all major brands  
of model railroad equipment.  
We buy & sell used Lionel trains.  
Open daily 10-6. Closed Sun.

#### NEW BROOKLAND RR & HOBBY SHOP

405 State Street 803-791-3958

### TENNESSEE • Murfreesboro

Authorized Lionel Dealer. Pre-War, Post-War & Modern. Hundreds of rolling stock cars. Large inventory of engines and accessories including O, HO, & N Scale. Monday - Saturday 9-5

#### THOR'S

416-F Medical Center Pkwy. 615-895-6918

### TEXAS • Dallas

Official Lionel Layout Builder Since 2001  
Traingeiner shop/showroom includes:  
Custom Layouts, Modulars, Model Stations,  
Bridge Kits...come see...there's always something new!! [www.TWTrainWorxStore.com](http://www.TWTrainWorxStore.com)

#### TW TRAINWORX

2808 McGowan St. 877-881-4997

### VIRGINIA • Ashland (Richmond)

OPEN 7 DAYS: Mon-Sat 10-6; Sun 11-4  
Personal service/repairs/layout ideas. We ship.  
Gauge G, O, HO, N, Thomas Wooden, & more.  
I-95, EXIT 92, ONLY 1.2 Miles West to tracks.  
[www.trainandtostore.com](http://www.trainandtostore.com)

#### TINY TIM'S TOYS & TRAINS

104 S. Railroad Ave. 804-368-0063

### VIRGINIA/MARYLAND • Manassas, VA

Full service storefront & online store. All makes & scales. New/used trains sales, service, repair & upgrades. All scales & Digitrax dealer.  
Online Sales Visit [www.traindepot.biz](http://www.traindepot.biz)

#### TRAIN DEPOT

7249 Gabe Ct. 703-953-3767

### WASHINGTON • Kirkland

Lionel, American Flyer, LGB, HO, N.  
Buy, sell, and repair  
Supplying all your railroad needs.  
Open Mon-Sat.  
[www.eastsidetains.com](http://www.eastsidetains.com)

#### EASTSIDE TRAINS, INC.

217 Central Way 425-828-4098

### WEST VIRGINIA • Wheeling

Largest Selection of Trains in the Valley  
Buy - Sell - Trade - New & Used Trains  
MTH-Weaver-Williams-Lionel-Atlas-Dept 56  
M, F 12-7, Tu, W, Th 12-6, Sat 10-3  
[www.patstrains.com](http://www.patstrains.com)

#### PATRICK'S TRAINS

142 29th Street 304-232-0714

### CANADA-BC • Savona

Model trains in G, O, S, HO, N, Z. Old toy trains, railway antiques, art, books, DVDs, souvenirs and Thomas too. Canadian road names a specialty. 20 min. west of Kamloops.  
[www.kellyskaboose.ca](http://www.kellyskaboose.ca)

#### KELLY'S KABOOSE, THE RAILWAY STORE

6648 Savona Access Rd. 250-377-8510

### CANADA-ON • Toronto (Markham)

Model Railroad Specialists since 1962  
Lionel Authorized Distributor & Repair Center  
All Scales - Special Orders  
Closed Mondays [www.georgestrains.com](http://www.georgestrains.com)

#### GEORGE'S TRAINS LTD.

550 Alden Rd., Unit 101 905-470-6200

Run your Retail Directory  
ad in the next issue of  
**Classic Toy Trains!**

Email: [classads@firecrown.com](mailto:classads@firecrown.com)  
for more information.



FOR MORE  
follow *Classic Toy Trains* on Facebook!  
Go to [Facebook.com/ClassicToyTrains](https://www.facebook.com/ClassicToyTrains) today!

**WE BELIEVE THAT OUR READERS ARE AS IMPORTANT AS OUR ADVERTISERS.**

If you do not receive your merchandise or a reply from an advertiser within a reasonable period, please contact us with details about your order. *Classic Toy Trains* magazine, 18650 W. Corporate Dr., Suite 103, Brookfield, WI 53045. The Advertiser Index is provided as a service to *Classic Toy Trains* magazine readers. The magazine is not responsible for omissions or for typographical errors in names or page numbers.

Allentown Train Meet.....	58
American Models.....	67
Amherst Railway Society.....	61
Arkansas Traveler Hobbies.....	68
Artista Accessori.....	6
Berkshire Trains.....	68
Bodnar's Auction Sales.....	7
BPH Enterprises.....	68
Brady's Train Outlet.....	7
Brinkmann Publishing LLC.....	5
Brennan's Model Railroadg.....	68
Charles Ro Supply Co.....	63
CIA Inc.....	15
East Coast Enterprises.....	15
East Main Trains.....	7
Eastside Trains.....	15
Entertainment Inc.....	76
Gargraves Trackage Corp.....	58
Glen Snyder Display Systems.....	67
Green River Hobbies.....	61
Gregory Hake Auctions.....	68
Grzybowski's Trains.....	26-27
Henning's Trains.....	68
JT's Mega Steam.....	61
L & L Model Train Co.....	68
Lionel Collectors Club America.....	
Lionel Operating Train Soc Inc.....	5
Maine 3Railers O Scale Model Railroad Club.....	15
Mainline Hobby Supply.....	61
Mario's Trains.....	7
Menard, Inc.....	2, 73
Mianne Benchworks.....	16
Millhouse River Studio.....	68
Model Rail Scenes.....	68
Model Train Stuff.....	61
Mr. Muffin's Trains.....	61
Nadine Charlsen.....	61
National Assoc of S Gaugers.....	58
Nicholas Smith Trains.....	64-65
Port Lines Hobby Supply.....	68
Project Roar.....	61
Raildesign.....	68
Ross Custom Switches.....	5
Roundhouse South.....	62
S&W Parts Supply.....	16
Sonos Models.....	58
SP Smoke Pellets.....	61
T & K Hobby Shop.....	68
Texas Trains.....	58
Trains Calendars.....	62
Trains.com.....	60, 72, 75
Trains & More.....	68
TrainWorld.....	62
Trainz.com.....	62
Wire-Plex.....	68

# MORE TOY TRAINS!

**TRAINS.COM/CTT**



## Designing the Krispy Kreme boxcar

Ever wonder how a custom-run boxcar is designed? LCCA member Mike McLintock explains the design process for the Lionel Collectors Club of America's Krispy Kreme donut boxcar.



## Meet the modeler: Michael Tylick

Michael Tylick is a longtime CTT contributor who has designed dozens of track plans. Learn more about him in this article.



**trains.com**

### STATEMENT OF OWNERSHIP, MANAGEMENT, AND CIRCULATION (Required by 39 U.S.C. 3685)

1. Title of publication: CLASSIC TOY TRAINS.

2. Publication No. 005-466.

3. Date of filing: October 1, 2024.

4. Frequency of issue: 4 times per year.

5. Number of issues published annually: 4.

6. Annual subscription price: \$47.95.

7. Location of known office of publication: 605 Chestnut St., Ste. 800, Chattanooga, TN 37450-5507.

8. Mailing address of the headquarters of general business offices: Same as 7.

9. Publisher: Nicole McGuire, 18650 W. Corporate Dr., Ste. 103, Brookfield, WI 53045. Editor: Rene Schweitzer, same.

10. Owner: Firecrown Media Inc., 605 Chestnut St., Ste. 800, Chattanooga, TN 37450-5507.

11. Known bondholders, mortgages, and other security holders owning or holding 1% or more of total bonds, mortgages or other securities: N/A.

12. Tax status: For completion by nonprofit organizations authorized to mail at special rates (Section 423.12 DMM only). N/A.

13. Publication title: *Classic Toy Trains*

14. Issue date for circulation data below: Winter 2024

15. Extent and nature of circulation:

	Average # copies each issue during preceding 12 months	Actual # copies of single issue published nearest to filing
A. Total no. copies printed (net press run)	25,011	23,456
B. Paid circulation:		
1. Paid/requested outside county mail subscriptions	18,814	17,851
2. Paid/requested inside county mail subscriptions	0	0
3. Street vendors and counter sales	1,829	1,490
4. Other classes mailed through USPS	0	0
C. Total paid circulation (sum of 15B (1 through 4))	20,644	19,341
D. Free distribution by mail and outside		
1. Outside county	0	0
2. In county	0	0
3. Other classes through USPS	208	112
4. Outside the mail	0	0
E. Total free distribution (sum of 15D)	208	112
F. Total distribution (sum of 15C and 15E)	20,852	19,453
G. Copies not distributed	4,160	4,003
H. Total (sum of 15F and 15G)	25,012	23,456
I. Percent paid and/or Requested circulation	99.00%	99.42%
16. Electronic copy circulation		
a. Paid electronic copies	311	287
b. Total paid print copies + Paid electronic copies	20,954	19,628
c. Total print distribution + Paid electronic copies	21,162	19,740
d. Percent paid (both print and electronic copies)	99.02%	99.43%
17. Publication of Statement of Ownership will be in the Winter 2024 issue.		
18. I certify that the statements made by me above are correct and complete.		




(signed) Nicole McGuire, Chief Operations Officer



# Great Products for Toy Train Enthusiasts!

Visit TheTrains.com Store today where you'll find a wide variety of valuable products curated by the *Classic Toy Trains* magazine team, including:

- Books covering topics such as price guides, collectible classics, Lionel, toy train repair and maintenance, track plans, wiring and more.
- Magazines providing a deep look into high-interest topics.
- Perfect gift ideas for any toy train enthusiast including puzzles, signs, mugs, posters and more.
- The best tools available for building and finishing a layout.
- And much more!



Shop Now at  
**Shop.Trains.com/ToyTrains**

Sales tax where applicable.

**REMOTE WITH FORWARD & REVERSE, HORN, BELL, CREW TALK, & VOLUME CONTROL!**

# NEW!

## TRAIN SETS

### MILWAUKEE ROAD & CHICAGO & NORTH WESTERN READY-TO-RUN TRAIN SETS

O GAUGE (275-9348, 9349)

**SET INCLUDES:**

- Engine with two powerful motors, lights, and sounds
- Two train cars (coal hopper and gondola)
- Wireless remote control with buttons to trigger BELL, HORN, and CREW TALK.
- 56" x 42" oval of Menards® tubular track
- Track section with power connection plugin
- 18-volt power adapter (wall-wart)

# MENARDS® IS THE WORLD'S LARGEST MANUFACTURER OF O GAUGE TUBULAR TRACK!



## 30" STRAIGHT

**By the Case (24 Pieces)**  
\$69.99 case (279-3465)  
• That's Only \$2.92 each!

**By the Piece**  
\$4.99 each (279-3079)



## 10" STRAIGHT

**By the Case (24 Pieces)**  
\$37.99 case (279-3464)  
• That's Only \$1.58 each!

**By the Piece**  
\$1.99 each (279-3078)

8 PIECES PER 31" DIAMETER CIRCLE



## 0-31 CURVE

**By the Case (24 Pieces)**  
\$44.95 case (279-3466)  
• That's Only \$1.87 each!

**By the Piece**  
\$2.99 each (279-3080)

8 PIECES PER 36" DIAMETER CIRCLE



## 0-36 CURVE

**By the Case (24 Pieces)**  
\$44.95 case (279-3469)  
• That's Only \$1.87 each!

**By the Piece**  
\$2.99 each (279-3085)

12 PIECES PER 42" DIAMETER CIRCLE



## 0-42 CURVE

**By the Case (24 Pieces)**  
\$44.95 case (279-3467)  
• That's Only \$1.87 each!

**By the Piece**  
\$2.99 each (279-3081)

16 PIECES PER 54" DIAMETER CIRCLE



## 0-54 CURVE

**By the Case (24 Pieces)**  
\$49.99 case (279-3470)  
• That's Only \$2.08 each!

**By the Piece**  
\$3.49 each (279-3086)

16 PIECES PER 72" DIAMETER CIRCLE



## 0-72 CURVE

**By the Case (24 Pieces)**  
\$54.99 case (279-3468)  
• That's Only \$2.29 each!

**By the Piece**  
\$3.99 each (279-3082)

16 PIECES PER 96" DIAMETER CIRCLE



## 0-96 CURVE

**By the Case (24 Pieces)**  
\$59.99 case (279-3471)  
• That's Only \$2.50 each!

**By the Piece**  
\$3.99 each (279-3099)



**MADE FROM EXTRA STRONG HIGH TENSILE STEEL!**

One end mates with FasTrack™ and one end mates with tubular track!

## FASTTRACK™ TO TUBULAR TRANSITION PIECE

10" Long (1 Piece)  
\$4.99 (279-3867)  
10" Long (2 Pieces)  
\$9.99 (279-3868)

For more information and to order, visit **MENARDS.COM/TRAINS**



## Quick and easy flatcar loads for Christmastime



The author secured these gifts with wire from a dry cleaner.



Ring in the holidays (or the new year) with a load of bells.



Two Ford Mustangs with bows are ready to make someone's day.



These red pickup trucks started life as holiday floral picks from a crafts store. The author removed the flexible rod from the trucks. Two of them certainly fit well on a Lionel flatcar. All photos by Bill Wasinger

### INEXPENSIVE WAYS TO ADD A FESTIVE LOOK TO YOUR ROLLING STOCK

**WANT TO MAKE QUICK AND EASY FLATCAR** loads for Christmastime? With a little imagination and a trip to an arts and crafts store, you'll have cargo to turn almost any piece of rolling stock into a holiday hauler.

Most arts and crafts stores and dollar stores carry a selection of miniature holiday items, such as ornaments, Christmas trees, gifts, and bells, that are great for gondolas, hoppers, and work cabooses. I found several holiday-oriented items that fit perfectly on an O gauge flatcar.

My favorite cargo finds came from the floral section. That's where I discovered "floral picks," decorative items on flexible rods used to adorn floral arrangements. I found floral picks with wrapped presents and red plastic pickups hauling Christmas trees. I pulled out the flexible rod from each item, placed two or three of each on a flatcar, and tied each one down. Florist's wire in holiday colors works great for tie-downs.

The arts and crafts store's holiday section led to even more holiday flatcar freight. That's where I found sleighs, plastic ornaments, and silver bells the ideal size to fit on a flatcar.

I also dressed up my existing freight for the season. Wrapping small, red foil bows over little autos turned a Lionel No. 6424 flatcar into a fun holiday car. These bows can wrap around small containers or crates. If your existing cargo is too large for foil bows, you can find other sizes of bows with an adhesive back that you can easily apply and remove after the holidays.


The best part about making your own festive flatcars is that the crafts store inventory changes every year and will vary between retailers. With a little planning, you'll find Christmas cargo to assemble an entire train of eye-catching holiday haulers! — *Bill Wasinger*

**Want to share?** Write to "Tips" at *Classic Toy Trains*, 18650 W. Corporate Dr., Ste. 103, Brookfield WI 53045 or email [tips@classictoytrains.com](mailto:tips@classictoytrains.com) and put the word "tips" in the subject line. We pay \$25 upon publication for any tip we publish unless it was in a previously purchased article.

CLASSIC TOY  
TRAINS

# SAVE UP TO 27%

GET 1 YEAR OF CLASSIC TOY TRAINS FOR AS LOW AS \$37.95



In each issue of *Classic Toy Trains* magazine, you'll get:

- ▶ Repair & maintenance tips
- ▶ Track plans & toy train layouts
- ▶ In-depth profiles of prewar and postwar collectibles
- ▶ Insights on collecting & operating toy trains

**PLUS**, get our weekly e-newsletter, early access to digital issues, live workshop webcam, and Track Plan Database on Trains.com!



VISIT US ONLINE:  
**TRAINS.COM/CTT/SUBSCRIBE**



THE BEST IN MODELING & RAILROADS • ALL IN ONE STOP!

**Trains**

**Model  
Railroader**

**CLASSIC TOY  
TRAINS**

**Classic Trains**  
MAGAZINE


**Garden  
RAILWAYS**

**trains.com  
VIDEO**



# WORLD'S LARGEST MODEL TRAIN DISPLAY

25,000 Sq. Ft.




AMERICA'S MOST AMAZING FAMILY ATTRACTIONS

- "Certificate of Excellence" - Trip Advisor
- "Travel Gem" - AAA

## LAST CHANCE TO VISIT

The Junction will be closing in January 2025  
All Hobby & Toy inventory,  
as well as displays must go!

- Train Journey
- Imagination Junction
- American Railroad Museum
- Expo Center/Marble Museum
- A-Maze-N Funhouse
- Coney Island Replica
- Hobby/Toy Shop
- Gift Shop



# ENTERTRAINMENT JUNCTION

[www.EnterTRAINmentJunction.com](http://www.EnterTRAINmentJunction.com)

7379 Squire Court  
Cincinnati, OH 45069  
(513) 898-8000





**MENARDS.COM/TRAINS**



**MENARDS**

**WINTER 2024  
0 SCALE**



© 2024 Menards. All rights reserved. Menards is a registered trademark of Menards. All other trademarks are the property of their respective owners. Menards is not responsible for any damage or loss of property caused by the use of Menards products. Menards is not responsible for any damage or loss of property caused by the use of Menards products.



# Smoke AND Lights

Working Smoke Units! Just add water!



## A ROCKET DINER\*

- Officially licensed 1957 Dodge® Sweptside (0 scale only)
- Electronic D-I-N-E-R sign with animated lighting pattern
- Includes seven figures, four tables with chairs, 22 bushes, planters with flowers, and Jack the German Shepherd
- Dimensions: 18"W x 8-3/4"D x 3-3/4"H

**0 Scale (279-8322), H0 Scale (279-8309)**

## B CABOOSE COFFEE\*

- Officially licensed 1957 Dodge® Sweptside
- Includes four figures (two customers, a barista, and a delivery guy), a table with chairs and umbrella, a bush and planters with flowers, and Jack the German Shepherd
- Beautifully painted Pennsylvania Railroad caboose body with lit interior and marker lights
- Dimensions: 11"W x 5"D x 2-3/4"H

**0 Scale (275-9034)**

## C CALAMITY CABOOSE WORKS\*

- Prelit 1956 fire truck with exciting wig-wag lights
- Red LED lights and smoke simulate smoldering embers
- Includes two firefighters, barrels, pallets, tree, and Jack the German Shepherd
- Dimensions: 10"W x 8"D x 4-11/16"H

**0 Scale (275-9250)**



# Out OF THIS World

Animated Tractor Beam Claw! Exciting Lights!

**D**



**E**

## **D WAR OF THE WORLDS\***

- Animated tank that moves forward and back, complete with flashing lights
- Activate tank battle sounds with the push of a button
- Includes five soldiers, three aliens, two Jeeps, artillery shells, and Jack the German Shepherd
- Dimensions: 18"W x 11-1/4"D x 7-1/2"H
- O Scale (279-8287)**

## **E M&M'S® UFO SCENE\***

- Intergalactic party bus with M&M's® graphics
- Includes six M&M's® characters, two aliens, crate of M&M's® and Jack the German Shepherd
- Dimensions: 13"W x 10"D x 7-1/4"H
- O Scale (279-6130), HO Scale (279-6916)**





For more information and to order, visit **MENARDS.COM/TRAINS**

Items marked with an (\*) require a standard 4.5-Volt power wall wart (sold separately, Menards SKU# 279-4061, 279-4062 or 279-4050). These items feature simple "Plug & Play" connections and are compatible with most power supplies used for Lemax® or Department 56® buildings.



# Cripple Creek COLLECTION

Aged and weathered structures  
that fit any era!





# Cripple Creek COLLECTION



## A CRIPPLE CREEK GENERAL STORE\*

- Highly detailed and realistically weathered
  - Landscaped with grass and gravel, bushes, and a tree
  - Includes four figures, horse, chimney, barrel, trashcan, vintage signs, and Jack the German Shepherd
  - Dimensions: 11-5/8"W x 7-5/8"D x 9"H
- O Scale (279-8306), H0 Scale (279-8333)**

## B CRIPPLE CREEK WATER TOWER

- Grass-covered base with Jack the German Shepherd
  - Moving spigot arm with chain and counterweight
  - Dimensions: 5-1/2"W x 5-1/2"D x 11"H
- O Scale (279-5924), H0 Scale (279-5878)**

## C CRIPPLE CREEK CROSSING\*

- Realistically weathered, including broken and boarded-up windows
  - Blinking red LED aircraft warning lights
  - Includes four figures, garbage can, oil drums, doghouse, and Jack the German Shepherd
  - Dimensions: 9-1/2"W x 5"D x 8"H
- O Scale (279-8305), H0 Scale (279-8332)**

## D CRIPPLE CREEK SEED & FEED

- Includes figure on loading dock, oil drums, pallet, seed bags, various greenery and rocks, and Jack the German Shepherd
  - Decorated with vintage signs on all sides
  - Dimensions: 8"W x 6"D x 4-3/8"H
- O Scale (275-9378), H0 Scale (275-9379)**

## E CRIPPLE CREEK COUNTY JAIL\*

- Highly detailed, hand-sculpted building with four figures, and Jack the German Shepherd
  - Features two officially licensed 1948 Ford® police trucks
  - Beautifully lit interior and exterior
  - Flashing red lights inside the garage doors to simulate emergency lights
  - Dimensions: 10"W x 5-3/4"D x 9-3/4"H
- O Scale (279-8490)**

## F CRIPPLE CREEK SAND & GRAVEL\*

- Includes 1:48 scale 1956 Cripple Creek dump truck
  - Beautifully sculpted, hand-painted architectural details
  - Illuminated interior
  - Front opening: 2-7/8"W x 2-7/8"H
  - Dimensions: 7-3/8"W x 7"D x 5"H
- O Scale (275-9121)**

## G CRIPPLE CREEK TRACTOR REPAIR\*

- Beautifully sculpted, hand-painted architectural details
  - Illuminated interior
  - Front opening: 2-7/8"W x 2-7/8"H
  - Dimensions: 7-3/8"W x 7"D x 5"H
- O Scale (279-8487)**



For more information and to order, visit **MENARDS.COM/TRAINS**

Items marked with an (\*) require a standard 4.5-Volt power wall wart (sold separately, Menards SKU# 279-4061, 279-4062 or 279-4050). These items feature simple "Plug & Play" connections and are compatible with most power supplies used for Lemax® or Department 56® buildings.



# Big BUILDINGS, *Small* FOOTPRINTS

Big buildings designed with built-in train tunnels, allowing you to place them over the track for a minimal footprint, or camouflage the tunnel with the innovative tunnel insert





**E****A TIDE® SOAP FACTORY\***

- Two animated electronic Tide® signs
  - Includes two "chemical" tanks with red LED lights, safety yellow railings, ladders, pipes and water tank on the roof, and Jack the German Shepherd
  - Dimensions: 11-5/8"W x 10-3/4"D x 15"H
- O Scale (279-5518), H0 Scale (279-5877)**

**B NATIONAL POWER & LIGHT\***

- Electronic Sign with lightning striking animation
  - Detailed electrical transformer with red blinking LEDs
  - Dimensions: 14-1/2"W x 9-1/2"D x 15"H
- O Scale (279-4844), H0 Scale (279-5021)**

**C GAMER & THRONES\***

- Animated, revolving "throne"
  - Blinking red LED aircraft warning lights
  - Includes loading dock with three workers, pallet with sink and toilet, 28 intricate windows, four roof dormers and chimney, and Jack the German Shepherd
  - Dimensions: 18-1/4"W x 10-1/2"D x 11"H
- O Scale (279-4428), H0 Scale (279-5141)**

**D MULTIPURPOSE BUILDING\***

- Includes two figures, six shrubs, chimney, and Jack the German Shepherd
  - Backlit sign with 26 interchangeable decals
  - Dimensions: 16"W x 10-1/2"D x 8-1/4"H
- O Scale (279-4452)**

**E SPRECHER™ BREWERY\***

- Electronic Sprecher™ sign with animated lighting pattern
  - Includes three figures, beverage cases and kegs, handcarts, water tower with aircraft warning light, and Jack the German Shepherd
  - Dimensions: 9-1/2"W x 11"D x 13-1/2"H
- O Scale (279-4493)**

**F DOG FOOD FACTORY\***

- Electronic sign with dog food pouring animation
  - Blinking red LED aircraft warning lights
  - Includes six workers, loading dock, two silos, dumpster, water tower and tank, and roof vents, and Jack the German Shepherd
  - Dimensions: 18-1/4"W x 10-7/8"D x 11"H
- O Scale (279-4494), H0 Scale (279-5023)**

**F**

For more information and to order, visit **MENARDS.COM/TRAINS**

**7**

Items marked with an (\*) require a standard 4.5-Volt power wall wart (sold separately, Menards SKU# 279-4061, 279-4062 or 279-4050). These items feature simple "Plug & Play" connections and are compatible with most power supplies used for Lemax® or Department 56® buildings.



# Big BUILDINGS, *Small* FOOTPRINTS

Big buildings designed with built-in train tunnels, allowing you to place them over the track for a minimal footprint, or camouflage the tunnel with the innovative tunnel insert







### **A ONE POLICE PLAZA\***

- Animated helicopter with rotating rotor blades and landing pad with blinking and alternating LED Lights
  - Blinking red LED aircraft warning lights
  - Includes six figures, planters and Jack the Police dog
  - Dimensions: 12"W x 10-3/8"D x 13-1/8"H
- O Scale (279-4435)**

### **B COUNTY HOTEL\***

- Electronic sign with animated lighting pattern
  - Prelit exterior and interior with randomly lit rooms
  - Roof scene with eight figures, six tables with umbrellas, eight chairs and benches
  - Additional two figures and Jack the German Shepherd by the lobby doors
  - Dimensions: 12"W x 11-1/4"D x 15"H
- O Scale (279-4427), H0 Scale (279-5142)**

### **C SACRED HEART HOSPITAL\***

- Animated helicopter with rotating rotor blades and landing pad with blinking and alternating LED Lights
  - Blinking red LED aircraft warning lights
  - Activate siren sounds and helicopter animation with the push of a button
  - Police SUV with flashing lights
  - Includes six figures (two paramedics, two police officers, one crook and one guest), and Jack the German Shepherd
  - Dimensions: 13"W x 10-1/8"D x 16-3/8"H
- O Scale (279-8283)**

### **D PARKING GARAGE\***

- Prelit on all levels, for a total of over 200 LED lights
  - Three unique storefronts with lit and decorated interiors and two parking garage doors
  - Holds up to (38) O scale vehicles
  - Includes two interchangeable billboards. Decals are compatible with our Plug & Play Lighted Billboard (SKU# 275-9029). See it on page 23.
  - Built-in tunnel allows you to place the building over the track for a minimal footprint.
  - Dimensions: 21"W x 12"D x 16-7/8"H
- O Scale (279-4392)**

### **E TAMPA TOWERS**

- Includes (19) O scale construction workers and Jack the German Shepherd
  - Built-in tunnel allows you to place the building over the track for a minimal footprint
  - Dimensions: 18"W x 14-3/8"D x 15-1/2"H
- O Scale (279-4432)**

For more information and to order, visit **MENARDS.COM/TRAINS**

Items marked with an (\*) require a standard 4.5-Volt power wall wart (sold separately, Menards SKU# 279-4061, 279-4062 or 279-4050). These items feature simple "Plug & Play" connections and are compatible with most power supplies used for Lemax® or Department 56® buildings.



# MODERN Marvels

**A**



**B**

## **A JIMBO'S GYM\***

- Fully lit modern building packed with details
- First floor coffee shop with simulated interior, tables and chairs, barista, and customers
- Second floor gym and yoga studio with exercise equipment and mirrored walls
- Removable back panel for easy access inside
- Dimensions: 10-1/2"W x 5-7/8"D x 7-1/4"H

**O Scale (275-9253), H0 Scale (275-9254)**

## **B ARBY'S® RESTAURANT\***


- Officially licensed 1951 Ford® truck (O scale only)
- Prelit with an astounding 42 LED Lights
- Figures include two customers, and Jack the German Shepherd
- Additional details include enter and exit signs, four bushes, three Arby's logos (lit from below) and AC units
- Dimensions: 10-5/8"W x 10-1/4"D x 5-3/4"H

**O Scale (279-6149), H0 Scale (279-6919)**



# Coal OPERATIONS

**NEW**  
IN 2024



## **C** SOOTY'S COAL TIPPLE\*

- Lit exterior with yardlights and LED lights under the tunnel to illuminate coal cars
- Realistically weathered coal tippie with "Sooty's" logo on the roof
- Exclusive Sooty's coal car and officially licensed Dodge® Sweptside, both only available with this structure (O scale only)
- Includes four figures, pile of coal pile, dog house, and Jack the German Shephard
- Dimensions: 9"W x 8-1/2"D x 12"H

**O Scale (275-9271), H0 Scale (275-9272)**



## **D** AMERICAN MATERIALS #1\*

- Two electronic signs with waving flag animation
- Built-in tunnel for a minimal footprint
- Includes two figures and Jack the German Shephard
- Dimensions: 6-1/4"W x 5-3/4"D x 16-1/2"H

**O Scale (279-4434), H0 Scale (279-5043)**



## **E** AMERICAN MATERIALS #2\*

- Electronic sign with waving flag animation
- Blinking red LED aircraft warning lights
- Includes two figures and Jack the German Shephard
- Dimensions: 9-11/16"W x 5-7/16"D x 11-3/4"H

**Compatible with all O, S and H0 Layouts (279-4425)**

For more information and to order, visit **MENARDS.COM/TRAINS**

Items marked with an (\*) require a standard 4.5-Volt power wall wart (sold separately, Menards SKU# 279-4061, 279-4062 or 279-4050). These items feature simple "Plug & Play" connections and are compatible with most power supplies used for Lemax® or Department 56® buildings.



# Sales & Service FOR YOUR RIDE



**NEW**  
IN 2024

## **A MOE'S CYCLE SHOP\***

- Lit exterior with LED lights under the eaves
- Fully decorated motorcycle shop packed with cool details and vintage signs
- Features three scale motorcycles
- Includes three figures and Jack the German Shepherd
- Dimensions: 9"W x 6"D x 7"H

**O Scale (275-9251), H0 Scale (275-9252)**

## **B FURY MOTORS CAR DEALERSHIP\***

- Features five officially licensed vehicles
- Includes rotating platform with blue 1958 Plymouth® Fury (O scale only)
- Backlit sign with 11 interchangeable decals
- Accessories include, five figures, table and chairs, two roof vents, and Jack the German Shepherd
- Lighted showroom with access panel on the back, so you can swap out the cars
- Brilliantly lit Art Deco style building with over 50 LEDs
- Dimensions: 15"W x 13-1/4"D x 8"H

**O Scale (275-9025), H0 Scale (275-9026)**

## **C SUNOCO® STATION\***

- Includes an officially licensed 1951 Ford® pickup and 1948 Ford® panel truck (O scale version)
- Beautifully decorated station with authentic Sunoco® signs and branding
- Prelit interior and exterior with lights under the canopy
- Dimensions: 12-3/8"W x 9"D x 4-3/4"H

**O Scale (275-9288), H0 Scale (275-9289)**



# *Sales & Service* FOR YOUR RIDE



For more information and to order, visit [MENARDS.COM/TRAINS](https://www.menards.com/trains)


13

Items marked with an (\*) require a standard 4.5-Volt power wall wart (sold separately, Menards SKU# 279-4061, 279-4062 or 279-4050). These items feature simple "Plug & Play" connections and are compatible with most power supplies used for Lemax® or Department 56® buildings.



# OVER THE *River* & THROUGH THE *Woods*

**NEW**  
IN 2024



## A GRANDMA'S HOUSE\*

- Lit exterior with LED lights above the porch
- Highly detailed scale motorcycle
- Includes four figures (two adults, two children), eight bushes and one tree, ladder, porch swing, and Jack the German Shepherd
- Dimensions: 8-11/16"W x 8-3/8"D x 6-3/4"H

O Scale (275-9376), HO Scale (275-9377)

## B LIAM'S FROZEN CUSTARD\*

- Officially licensed 1957 Dodge® Sweptside (O scale only)
- Fully lit and decorated interior with clerk and ice cream/slushy machines
- Brilliantly lit exterior with two adults and two children figures, Jack the German Shepherd, giant ice cream cone, garbage can, and evergreen tree
- Dimensions: 8-7/8"W x 6"D x 4-3/4"H

O Scale (275-9284), HO Scale (275-9285)

## C LAMONT LANES\*

- Brilliantly lit exterior with two adults and two children figures, Jack the German Shepherd, giant ice cream cone, garbage cans, and evergreen tree
- Exciting, colorful chase lighting inside
- Lit interior and exterior with over 25 LED light
- Officially licensed 1958 Plymouth® Fury with working lights (O scale only)
- Fully decorated interior with four bowling lanes, complete with balls, pins, bowlers, and three tables with six chairs
- Exterior with three figures, Jack the German Shepherd, planters, and bushes
- Dimensions: 13-7/8"W x 11-1/2"D x 4-1/4"H

O Scale (275-9140), HO Scale (275-9205)



# Shakes AND Strikes

**NEW**  
IN 2024



For more information and to order, visit [MENARDS.COM/TRAINS](https://www.menards.com/trains)

15

Items marked with an (\*) require a standard 4.5-Volt power wall wart (sold separately, Menards SKU# 279-4061, 279-4062 or 279-4050). These items feature simple "Plug & Play" connections and are compatible with most power supplies used for Lemax® or Department 56® buildings.



# TRAIN TOWN Staples

**A**

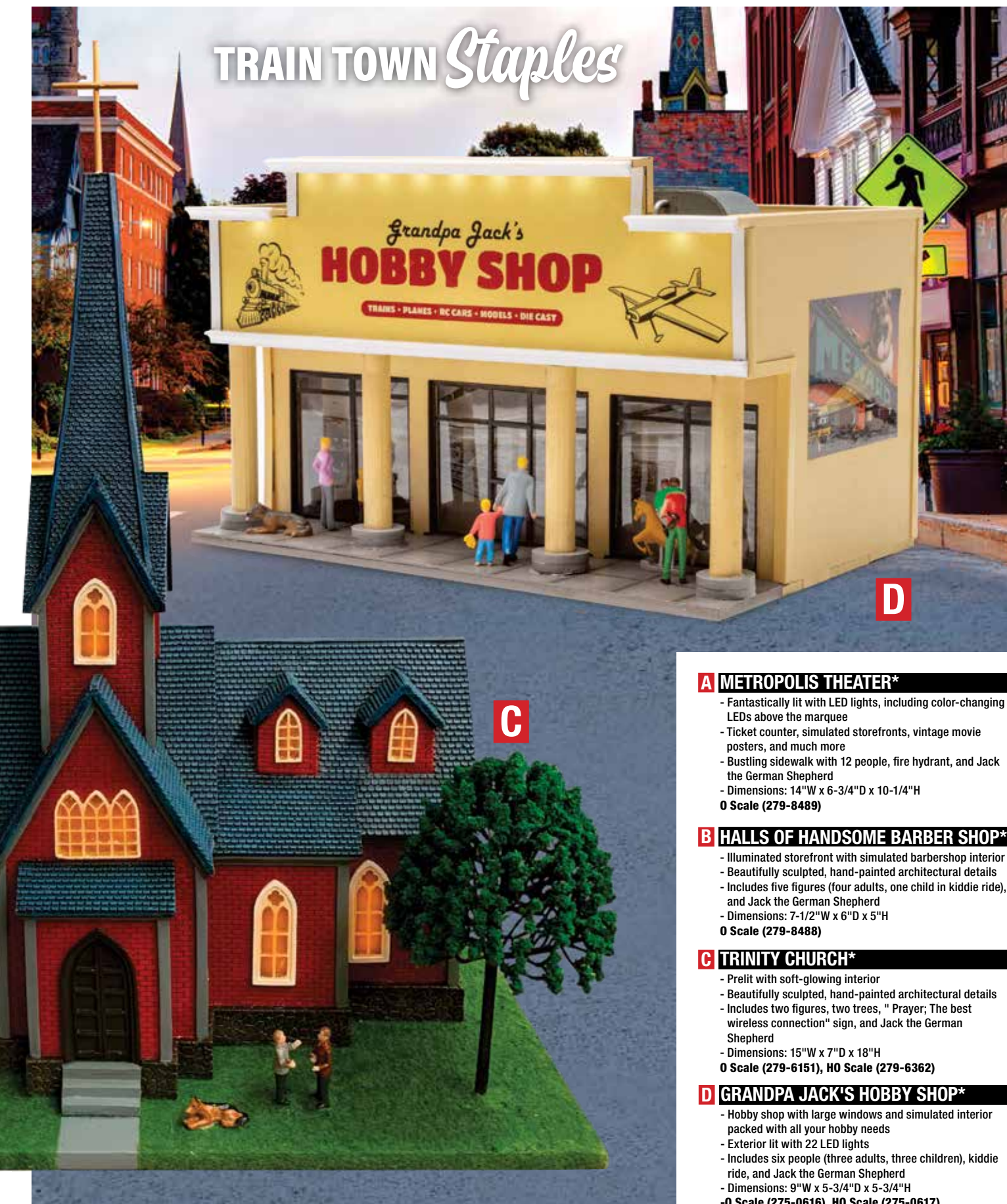


**B**





# TRAIN TOWN Staples



**D**

**C**

## **A METROPOLIS THEATER\***

- Fantastically lit with LED lights, including color-changing LEDs above the marquee
- Ticket counter, simulated storefronts, vintage movie posters, and much more
- Bustling sidewalk with 12 people, fire hydrant, and Jack the German Shepherd
- Dimensions: 14"W x 6-3/4"D x 10-1/4"H

**O Scale (279-8489)**

## **B HALLS OF HANDSOME BARBER SHOP\***

- Illuminated storefront with simulated barbershop interior
- Beautifully sculpted, hand-painted architectural details
- Includes five figures (four adults, one child in kiddie ride), and Jack the German Shepherd
- Dimensions: 7-1/2"W x 6"D x 5"H

**O Scale (279-8488)**

## **C TRINITY CHURCH\***

- Prelit with soft-glowing interior
- Beautifully sculpted, hand-painted architectural details
- Includes two figures, two trees, "Prayer; The best wireless connection" sign, and Jack the German Shepherd
- Dimensions: 15"W x 7"D x 18"H

**O Scale (279-6151), H0 Scale (279-6362)**

## **D GRANDPA JACK'S HOBBY SHOP\***

- Hobby shop with large windows and simulated interior packed with all your hobby needs
- Exterior lit with 22 LED lights
- Includes six people (three adults, three children), kiddie ride, and Jack the German Shepherd
- Dimensions: 9"W x 5-3/4"D x 5-3/4"H

**O Scale (275-0616), H0 Scale (275-0617)**

For more information and to order, visit **MENARDS.COM/TRAINS**

17


Items marked with an (\*) require a standard 4.5-Volt power wall wart (sold separately, Menards SKU# 279-4061, 279-4062 or 279-4050). These items feature simple "Plug & Play" connections and are compatible with most power supplies used for Lemax® or Department 56® buildings.



SAVE *Big* MONEY, WHEN YOU SHOP *Menards*







#### **A MENARDS® STORE\***

- Highly detailed, hand-sculpted building with six figures, and Jack the German Shepherd
- Beautifully lit interior and lit exterior with bright Menards® logo and wall lights
- Plays the Menards® "Save Big Money™" jingle with the push of a button (located on the roof)
- Simulated interior photos and happy shoppers inside
- Exterior details include trash cans, propane tanks, AC units, and even the iconic red flags on the roof
- Dimensions: 22-1/2"W x 6"D x 8-1/4"H

**O Scale (275-9120)**

#### **B FEDEX® FREIGHT BUILDING\***

- Prelit with 24 LED lights
- Animated, motor-driven forklift that moves in and out (O scale only)
- Includes a FedEx® worker, three packages, flag and pole, three bushes, and Jack the German Shepherd
- Dimensions: 12"W x 6"D x 5-1/2"H

**O Scale (279-6395), H0 Scale (279-6324)**

#### **C SCHNEIDER FREIGHT BUILDING\***

- Animated, motor-driven forklift that moves in and out (O scale only)
- Includes four workers, three crates, two pallets (one with load), two bushes, and Jack the German Shepherd
- Features three scale motorcycles
- Dimensions: 14"W x 11-1/2"D x 5-3/4"H

**O Scale (279-5098)**

#### **D AMTRAK® STATION\***

- Prelit with 30 LED lights
- Four electronic Amtrak® signs with animated lighting effects
- Includes four people, luggage, trashcan, mailbox, schedule board, planters, AC unit on the roof, and Jack the German Shepherd
- Dimensions: 9-1/2"W x 6"D x 4-1/4"H

**O Scale (279-4523)**

#### **E MENARDSVILLE TRAIN STATION\***

- Prelit with LED lights under the eaves
- Includes eight figures, trashcans, luggage, crates, three bushes, announcement boards, and Jack the German Shepherd
- Dimensions: 10-1/2"W x 9-3/8"D x 6"H

**O Scale (279-4436)**



For more information and to order, visit **MENARDS.COM/TRAINS**

19

Items marked with an (\*) require a standard 4.5-Volt power wall wart (sold separately, Menards SKU# 279-4061, 279-4062 or 279-4050). These items feature simple "Plug & Play" connections and are compatible with most power supplies used for Lemax® or Department 56® buildings.



# Big-Time BRIDGES

All bridges on this page fit all types of O gauge track, including FasTrack®

## 3-Piece Truss and Two Girder Bridge Set\*

O Scale (275-9126)

Truss Bridge Dimensions: 24"L x 5-1/8"W x 9-5/8"H, Interior Clearance: 7"H x 4"W  
Girder Bridge Dimensions: 10"L x 5-1/8"W x 2-1/4"H, Interior Clearance: 4"W

44 inches of bridges - Use as one long bridge or as three separate bridges

Truss bridge spans 24" gaps or sits flat on your layout

Truss bridge features blinking red LED lights



Engines and track sold separately.



## 24" Dual Track Train Bridge w/ Lights\*

O Scale (279-4177)

O Scale Dimensions:  
24"L x 8-7/8"W x 9-1/2"H, Interior Clearance: 7"H x 8"W

Features 4 blinking red LED warning lights

Spans 24" gaps or sits flat on your layout



## 30" Aerial Bridge w/ Lights\*

O Scale (279-8486)

O Scale Dimensions:  
30"L x 5"W x 16-1/4"H, Interior Clearance: 6"H x 4"W

Lighted with LEDs, including blinking red LED warning lights

Spans 30" gaps or sits flat on your layout

Two backlit signs with 24 railroad decals to customize your bridge



## 18" Menard Bridge w/ Lights\*

O Scale Single Track (275-9124) | O Scale Dual Track (275-9125)

Single Track Dimensions: 18"L x 5-1/4"W x 7-1/4"H, Clearance: 6"H x 4"W  
Dual Track Dimensions: 18"L x 8-3/4"W x 7-1/4"H, Clearance: 6"H x 7-1/2"W

Slide switch on back side to choose from steady-on white or multicolored lights with chase lighting pattern

Spans 18" gaps or sits flat on your layout



# Awesome ACCESSORIES



## 40-Ft Menards® Containers

2-Pc. (SKU# 275-9240) ..... \$24.99  
8-Pc. (SKU# 275-9241) ..... \$84.96  
(Save \$15)



## 40-Ft ONE Containers

2-Pc. (SKU# 275-9242) ..... \$24.99  
8-Pc. (SKU# 275-9243) ..... \$84.96  
(Save \$15)



## 40-Ft Mitsui O.S.K. Containers

2-Pc. (SKU# 275-9244) ..... \$24.99  
8-Pc. (SKU# 275-9245) ..... \$84.96  
(Save \$15)



## 40-Ft Hyundai Containers

2-Pc. (SKU# 275-9246) ..... \$24.99  
8-Pc. (SKU# 275-9247) ..... \$84.96  
(Save \$15)



## 40-Ft COSCO Containers

2-Pc. (SKU# 279-8324) ..... \$24.99  
8-Pc. (SKU# 279-8325) ..... \$84.96  
(Save \$15)



## 40-Ft CMA CGM Containers

2-Pc. (SKU# 279-8328) ..... \$24.99  
8-Pc. (SKU# 279-8329) ..... \$84.96  
(Save \$15)



## 40-Ft APL Containers

2-Pc. (SKU# 275-9067) ..... \$24.99  
8-Pc. (SKU# 275-9068) ..... \$84.96  
(Save \$15)



## 40-Ft Hapag-Lloyd Containers

2-Pc. (SKU# 275-9069) ..... \$24.99  
8-Pc. (SKU# 275-9070) ..... \$84.96  
(Save \$15)



## 40-Ft OOCL Containers

2-Pc. (SKU# 275-9071) ..... \$24.99  
8-Pc. (SKU# 275-9072) ..... \$84.96  
(Save \$15)



## 40-Ft Yang Ming Containers

2-Pc. (SKU# 275-9073) ..... \$24.99  
8-Pc. (SKU# 275-9074) ..... \$84.96  
(Save \$15)



## 5-1/2" Tall Trees (Green)

9-Pc. (SKU# 279-3094) ..... \$14.99



## 5-1/2" Tall Trees (Fall Colors)

6-Pc. (SKU# 279-3637) ..... \$14.99

# Intermodal WELL CARS



## 17" Intermodal Car (Yellow)

Single (SKU# 275-9075) ..... \$29.99  
4-Pc. Dealer Pack (SKU# 275-9076) ..... \$99.96 (Save \$20)



## 17" Intermodal Car with Two Containers

Single (SKU# 275-9077) ..... \$49.99  
4-Pc. Dealer Pack (SKU# 275-9078) ..... \$179.96 (Save \$20)



## 17" Intermodal Car (Black)

Single (SKU# 279-8371) ..... \$29.99  
4-Pc. Dealer Pack (SKU# 279-8372) ..... \$99.96 (Save \$20)



## 17" Intermodal Car (Burgundy)

Single (SKU# 279-8373) ..... \$29.99  
4-Pc. Dealer Pack (SKU# 279-8374) ..... \$99.96 (Save \$20)



# Plug & Play LIGHTED ACCESSORIES

All lit vehicles include a 10" pigtail with our simple Plug & Play connection!

**1:48  
SCALE**



**1948 Ford Panel Truck Red/Black\***  
(SKU# 279-6290) ..... \$29.99

**1:48  
SCALE**



**1948 Ford Panel Truck Pepsi\*\***  
(SKU# 279-6291) ..... \$29.99

**1:48  
SCALE**



**1948 Ford Panel Truck R.E.A.\***  
(SKU# 279-6892) ..... \$29.99

**1:48  
SCALE**



**1948 Ford Panel Truck Fire Dept\***  
(SKU# 279-6893) ..... \$29.99

**1:48  
SCALE**



**1948 Ford Panel Truck Texaco\*\***  
(SKU# 279-6896) ..... \$29.99

**1:48  
SCALE**



**1948 Ford Panel Truck Sinclair\*\***  
(SKU# 279-6897) ..... \$29.99

**1:48  
SCALE**



**1948 Ford Panel Truck Pennzoil\*\***  
(SKU# 279-6899) ..... \$29.99

**1:48  
SCALE**



**1951 Ford Pickup Red/Black\***  
(SKU# 279-6295) ..... \$29.99

**1:48  
SCALE**



**1953 Ford Pickup Vetter Sash\***  
(SKU# 279-4609) ..... \$29.99

**1:48  
SCALE**



**1953 Ford Pickup Red\***  
(SKU# 279-4610) ..... \$29.99

**1:48  
SCALE**



**1953 Ford Pickup Red Owl\*\***  
(SKU# 279-4611) ..... \$29.99

**1:48  
SCALE**



**1953 Ford Pickup Black\***  
(SKU# 279-4615) ..... \$29.99

**1:48  
SCALE**



**1953 Ford Pickup Glacier Blue\***  
(SKU# 279-4616) ..... \$29.99

**1:48  
SCALE**



**1953 Ford Pickup Ivory/Black\***  
(SKU# 279-4617) ..... \$29.99

**1:48  
SCALE**



**1953 Ford Pickup Piggly Wiggly\*\***  
(SKU# 279-4619) ..... \$29.99

**1:48  
SCALE**



**1953 Ford Pickup Sprecher\***  
(SKU# 279-4621) ..... \$29.99

**1:48  
SCALE**



**SUV Red\***  
(SKU# 279-4474) ..... \$29.99

**1:48  
SCALE**



**SUV Blue\***  
(SKU# 279-4476) ..... \$29.99

**1:48  
SCALE**



**SUV Black\***  
(SKU# 279-4477) ..... \$29.99

**1:48  
SCALE**



**1965 Shelby GT350 White w/ Stripes\***  
(SKU# 279-4236) ..... \$29.99

**1:48  
SCALE**



**1967 Shelby GT500 Dark Green\***  
(SKU# 279-3801) ..... \$29.99

**1:48  
SCALE**



**1967 Shelby GT500 Dark Blue w/ Stripes\***  
(SKU# 279-3804) ..... \$29.99

**1:48  
SCALE**



**2016 Shelby GT350 Red\***  
(SKU# 279-3805) ..... \$29.99

**1:48  
SCALE**



**2016 Shelby GT500 Red w/ Stripes\***  
(SKU# 279-4233) ..... \$29.99



# Plug & Play LIGHTED ACCESSORIES

All lit vehicles include a 10" pigtail with our simple Plug & Play connection!

**1:48  
SCALE**



**1956 Stake Truck Menard Cashway\***  
(SKU# 279-4601) ..... \$29.99

**1:48  
SCALE**



**1956 Stake Truck Pennsylvania R.R.\***  
(SKU# 279-4603) ..... \$29.99

**1:48  
SCALE**



**1956 Stake Truck Santa Fe R.R.\***  
(SKU# 279-4604) ..... \$29.99

**1:48  
SCALE**



**Army Flatbed w/ Jeep\***  
(SKU# 279-4211) ..... \$29.99

**1:48  
SCALE**



**Goodyear® Stake Truck w/ Tire Load\***  
(SKU# 279-4205) ..... \$29.99

**1:48  
SCALE**



**Menards® Stake Truck w/ Barrel Load\***  
(SKU# 279-4207) ..... \$29.99



**Plug & Play Lighted Water Tower\***  
O Scale (SKU# 275-9298) ..... \$24.99  
HO Scale (SKU# 275-9299) ..... \$19.99



**Plug & Play Lighted Billboard with 26 Interchangeable Decals\***  
O Scale (SKU# 275-9029) ..... \$24.99  
HO Scale (SKU# 275-9347) ..... \$19.99



O scale decal assortment shown above.

## Versatile 4.5-VOLT POWER SUPPLIES



**4.5-Volt, 1,000 mA Power Adapter**  
(SKU# 279-4361, 4061) ..... \$7.99



**4.5-Volt, 2,000 mA Power Adapter**  
(SKU# 279-4362, 4062) ..... \$9.99



**4.5-Volt, 5,000 mA Power Adapter**  
(SKU# 279-4050) ..... \$19.99



**9-Pc Plug & Play Accessory Kit**  
(SKU# 279-4681) ..... \$19.99

- (2) 4-inch LED tape lights
- (3) "Y" female/male/male splitters
- (1) 4-way splitter
- (1) 3-foot male/female extension
- (1) 4-foot male/female extension
- (1) 5-foot male/female extension

For more information and to order, visit **MENARDS.COM/TRAINS**

Items marked with an (\*) require a standard 4.5-Volt power wall wart (sold separately, Menards SKU# 279-4061, 279-4062 or 279-4050). These items feature simple "Plug & Play" connections and are compatible with most power supplies used for Lemax® or Department 56® buildings.



# Detailed DIE CAST

**1:48  
SCALE**



OFFICIALLY LICENSED **DODGE**

**1957 Dodge® Sweptside (Red/Black)**  
(SKU# 275-9165) ..... \$4.99

**1:48  
SCALE**



OFFICIALLY LICENSED **DODGE**

**1957 Dodge® Sweptside (Black/White)**  
(SKU# 275-9167) ..... \$4.99

**1:48  
SCALE**



OFFICIALLY LICENSED **DODGE**

**1957 Dodge® Sweptside (Cream/Coral)**  
(SKU# 275-9169) ..... \$4.99

**1:48  
SCALE**



OFFICIALLY LICENSED **DODGE**

**1957 Dodge® Sweptside (Green)**  
(SKU# 275-9170) ..... \$4.99

**1:48  
SCALE**



OFFICIALLY LICENSED **DODGE**

**1957 Dodge® Sweptside (Teal/Black)**  
(SKU# 279-9239) ..... \$4.99

**1:48  
SCALE**



OFFICIALLY LICENSED **DODGE**

**1957 Dodge® Sweptside (Yellow/Black)**  
(SKU# 279-9240) ..... \$4.99

**1:48  
SCALE**



OFFICIALLY LICENSED **DODGE**

**1957 Dodge® Sweptside (Orange/Black)**  
(SKU# 279-9241) ..... \$4.99

**1:48  
SCALE**



OFFICIALLY LICENSED **DODGE**

**1957 Dodge® Sweptside (Red/White)**  
(SKU# 279-9242) ..... \$4.99

**1:48  
SCALE**



OFFICIALLY LICENSED **DODGE**

**1957 Dodge® Sweptside (Blue/White)**  
(SKU# 279-9243) ..... \$4.99

**1:48  
SCALE**



OFFICIALLY LICENSED **DODGE**

**1957 Dodge® Sweptside (Yellow/Cream)**  
(SKU# 279-9244) ..... \$4.99

**1:48  
SCALE**



OFFICIALLY LICENSED

**1958 Plymouth® Fury (Misty Green)**  
(SKU# 275-9206) ..... \$4.99

**1:48  
SCALE**



OFFICIALLY LICENSED

**1958 Plymouth® Fury (Teal)**  
(SKU# 275-9207) ..... \$4.99

**1:48  
SCALE**



OFFICIALLY LICENSED

**1958 Plymouth® Fury (White)**  
(SKU# 275-9208) ..... \$4.99

**1:48  
SCALE**



OFFICIALLY LICENSED

**1958 Plymouth® Fury (Blue)**  
(SKU# 275-9209) ..... \$4.99

**1:48  
SCALE**



OFFICIALLY LICENSED

**1958 Plymouth® Fury (Black)**  
(SKU# 279-9230) ..... \$4.99

**1:48  
SCALE**



OFFICIALLY LICENSED

**1958 Plymouth® Fury (Pink)**  
(SKU# 279-9231) ..... \$4.99

**1:48  
SCALE**



OFFICIALLY LICENSED

**1958 Plymouth® Fury (Black/Yellow)**  
(SKU# 279-9232) ..... \$4.99

**1:48  
SCALE**



OFFICIALLY LICENSED

**1958 Plymouth® Fury (Red)**  
(SKU# 279-9234) ..... \$4.99

**1:48  
SCALE**



OFFICIALLY LICENSED

**1958 Plymouth® Fury (Light Blue)**  
(SKU# 279-9235) ..... \$4.99

**1:48  
SCALE**



OFFICIALLY LICENSED **DODGE**

**1947 Dodge® Power Wagon (Black)**  
(SKU# 279-9395) ..... \$4.99

**1:48  
SCALE**



OFFICIALLY LICENSED **DODGE**

**1947 Dodge® Power Wagon (Forest Serv.)**  
(SKU# 279-9396) ..... \$4.99

**1:48  
SCALE**



OFFICIALLY LICENSED **DODGE**

**1947 Dodge® Power Wagon (Orange)**  
(SKU# 275-9263) ..... \$4.99

**1:48  
SCALE**



OFFICIALLY LICENSED **DODGE**

**1947 Dodge® Power Wagon (Racing)**  
(SKU# 275-9264) ..... \$4.99

**1:48  
SCALE**



OFFICIALLY LICENSED **DODGE**

**1947 Dodge® Power Wagon (Gray)**  
(SKU# 275-9265) ..... \$4.99



# Detailed DIE CAST



1:48 SCALE  
OFFICIALLY LICENSED **DODGE**

**1947 Dodge® Power Wagon (Red)**  
(SKU# 279-9392) \$4.99



1:48 SCALE  
OFFICIALLY LICENSED **Ford**

**1951 Ford® F1 (Blue)**  
(SKU# 279-6300) \$4.99



1:48 SCALE  
OFFICIALLY LICENSED **Ford**

**1951 Ford® F1 (Light Blue)**  
(SKU# 279-9164) \$4.99



1:48 SCALE  
OFFICIALLY LICENSED **Ford**

**1951 Ford® F1 (White)**  
(SKU# 279-9166) \$4.99



1:48 SCALE  
OFFICIALLY LICENSED **Ford**

**1948 Ford® Panel Truck (Cream/Red)**  
(SKU# 279-9129) \$4.99



1:48 SCALE  
OFFICIALLY LICENSED **Ford**

**1948 Ford® Panel Truck (Blue/Yellow)**  
(SKU# 279-9130) \$4.99



1:48 SCALE  
OFFICIALLY LICENSED **Ford**

**1948 Ford® Panel Truck (Orange/Black)**  
(SKU# 279-9131) \$4.99



1:48 SCALE  
OFFICIALLY LICENSED **Ford**

**1948 Ford® Panel Truck (Teal/Black)**  
(SKU# 279-9132) \$4.99



1:48 SCALE  
OFFICIALLY LICENSED **Ford**

**1948 Ford® Panel Truck (Red/Black)**  
(SKU# 279-9133) \$4.99



1:48 SCALE  
OFFICIALLY LICENSED **gm**

**GMC® Hummer EV (White)**  
(SKU# 275-9306) \$4.99



1:48 SCALE  
OFFICIALLY LICENSED **gm**

**GMC® Hummer EV (Red)**  
(SKU# 275-9307) \$4.99



1:48 SCALE  
OFFICIALLY LICENSED **gm**

**GMC® Hummer EV (Orange)**  
(SKU# 275-9308) \$4.99



1:48 SCALE  
OFFICIALLY LICENSED **gm**

**GMC® Hummer EV (Yellow)**  
(SKU# 275-9309) \$4.99



1:48 SCALE  
OFFICIALLY LICENSED **gm**

**GMC® Hummer EV (Green)**  
(SKU# 275-9310) \$4.99



**Construction Crane**  
(SKU# 279-4231) \$49.99



**1:55 SCALE**  
**Concrete Pump Truck**  
(SKU# 279-4327) \$49.99



**1:50 SCALE**  
**Four Wheel Loader**  
(SKU# 279-3939) \$29.99



**1:48 SCALE**  
**Santa Fe Box Truck**  
(SKU# 279-2669) \$14.99



**1:48 SCALE**  
**Military Half Track**  
(SKU# 279-4226) \$19.99



**1:50 SCALE**  
**Container Handler**  
(SKU# 279-4232) \$39.99



**1:50 SCALE**  
**Aerial Fire Engine**  
(SKU# 279-3932) \$29.99



**1:48 SCALE**  
**Park Ridge® Box Truck**  
(SKU# 279-4459) \$19.99



# Locomotive POWER

**NEW  
IN 2024**



**Milwaukee Road or Chicago & North Western Train Set**  
Engine, Hopper & Gondola (SKU# 275-9348, 9349) ... \$249.99

**NEW  
IN 2024**



**Tulsa Tank Train - Santa Fe Blackbonnet Train Set**  
Powered Engine, Nonpowered "Dummy" Engine & 3 Tank Cars (SKU# 275-9350) ... \$399.99

All powered engines have realistic train sounds, lighted headlamps and number boards, and a wireless remote with forward/reverse, horn, bells, and crew talk!

**NEW  
IN 2024**



**Santa Fe or Union Pacific Diesel Locomotive AA Set**  
Includes Powered & Nonpowered "Dummy" Engine (SKU# 275-9282, 9283) ..... \$249.99

**NEW  
IN 2024**



**Chicago & North Western Diesel Locomotive**  
Powered Engine (SKU# 275-9291) ..... \$168.53  
Nonpowered "Dummy" Engine (SKU# 275-9324) ..... \$89.88



**Milwaukee Road Diesel Locomotive**  
Powered Engine (SKU# 275-9294) ..... \$168.53  
Nonpowered "Dummy" Engine (SKU# 275-9327) ..... \$89.88



**Pennsylvania Diesel Locomotive**  
Powered Engine (SKU# 275-9297) ..... \$168.53  
Nonpowered "Dummy" Engine (SKU# 275-9329) ..... \$89.88



# Crazy Cool CABOOSES



## Lights Chicago & NW Caboose

Single (SKU# 275-9292) ..... \$29.99  
4-Pc. Dealer Pack (SKU# 275-9293) ..... \$99.96  
(Save \$20)



## Lights Milwaukee Road Caboose

Single (SKU# 275-9295) ..... \$29.99  
4-Pc. Dealer Pack (SKU# 275-9296) ..... \$99.96  
(Save \$20)



## Lights Pennsylvania Caboose

Single (SKU# 275-9313) ..... \$29.99  
4-Pc. Dealer Pack (SKU# 275-9314) ..... \$99.96  
(Save \$20)



## Lights Union Pacific Caboose

Single (SKU# 275-9114) ..... \$29.99  
4-Pc. Dealer Pack (SKU# 275-9115) ..... \$99.96  
(Save \$20)



## Lights Santa Fe Blackbonnet Caboose

Single (SKU# 275-9116) ..... \$29.99  
4-Pc. Dealer Pack (SKU# 275-9117) ..... \$99.96  
(Save \$20)



## Lights Soo Line Caboose

Single (SKU# 279-6843) ..... \$24.99  
4-Pc. Dealer Pack (SKU# 279-6844) ..... \$89.96  
(Save \$10)



## Lights Norfolk and Western Caboose

Single (SKU# 279-6853) ..... \$24.99  
4-Pc. Dealer Pack (SKU# 279-6854) ..... \$89.96  
(Save \$10)

# Gorgeous GONDOLAS



## M&M's® Gondola with Characters

Single (SKU# 275-9198) ..... \$24.99  
4-Pc. Dealer Pack (SKU# 275-9199) ..... \$84.96 (Save \$15)



## U.S. Marines Gondola

Single (SKU# 279-7024) ..... \$24.99  
4-Pc. Dealer Pack (SKU# 279-7025) ..... \$84.96 (Save \$15)



## BNSF Gondola

Single (SKU# 279-7026) ..... \$24.99  
4-Pc. Dealer Pack (SKU# 279-7027) ..... \$84.96 (Save \$15)



## Norfolk & Western Gondola

Single (SKU# 279-7028) ..... \$24.99  
4-Pc. Dealer Pack (SKU# 279-7029) ..... \$84.96 (Save \$15)



## Reading Gondola

Single (SKU# 279-7030) ..... \$24.99  
4-Pc. Dealer Pack (SKU# 279-7031) ..... \$84.96 (Save \$15)



## CP Rail Gondola

Single (SKU# 279-7032) ..... \$24.99  
4-Pc. Dealer Pack (SKU# 279-7033) ..... \$84.96 (Save \$15)



## Southern Gondola

Single (SKU# 279-7034) ..... \$24.99  
4-Pc. Dealer Pack (SKU# 279-7035) ..... \$84.96 (Save \$15)



## Chicago & North Western Gondola

Single (SKU# 279-5241) ..... \$24.99  
4-Pc. Dealer Pack (SKU# 279-5242) ..... \$84.96 (Save \$15)



## Soo Line Gondola

Single (SKU# 279-5243) ..... \$24.99  
4-Pc. Dealer Pack (SKU# 279-5244) ..... \$84.96 (Save \$15)



## Milwaukee Road Gondola

Single (SKU# 279-5245) ..... \$24.99  
4-Pc. Dealer Pack (SKU# 279-5246) ..... \$84.96 (Save \$15)



## New Haven Gondola

Single (SKU# 279-5249) ..... \$24.99  
4-Pc. Dealer Pack (SKU# 279-5250) ..... \$84.96 (Save \$15)



## U.S. Navy Gondola

Single (SKU# 279-5251) ..... \$24.99  
4-Pc. Dealer Pack (SKU# 279-5252) ..... \$84.96 (Save \$15)



# Tremendous TANK CARS



**Shell® Modern Tank Car**

Single (SKU# 275-9212) ..... \$24.99  
6-Pc. Dealer Pack (SKU# 275-9213) ..... \$124.94 (Save \$25)



**New Haven Modern Tank Car (Black)**

Single (SKU# 275-9214) ..... \$24.99  
6-Pc. Dealer Pack (SKU# 275-9215) ..... \$124.94 (Save \$25)



**UTLX Modern Tank Car (White)**

Single (SKU# 275-9218) ..... \$24.99  
6-Pc. Dealer Pack (SKU# 275-9219) ..... \$124.94 (Save \$25)



**New York Central Pacemaker Modern Tank Car**

Single (SKU# 275-9220) ..... \$24.99  
6-Pc. Dealer Pack (SKU# 275-9221) ..... \$124.94 (Save \$25)



**UTLX Modern Tank Car (Black)**

Single (SKU# 279-8138) ..... \$24.99  
6-Pc. Dealer Pack (SKU# 279-8139) ..... \$124.94 (Save \$25)



**M&Ms® Modern Tank Car**

Single (SKU# 275-9151) ..... \$24.99  
4-Pc. Dealer Pack (SKU# 275-9152) ..... \$84.96 (Save \$15)



**Chicago & North Western Modern Tank Car**

Single (SKU# 275-9099) ..... \$24.99



**New Haven Modern Tank Car**

Single (SKU# 275-9101) ..... \$24.99  
6-Pc. Dealer Pack (SKU# 275-9102) ..... \$124.94 (Save \$25)



**Chessie Modern Tank Car**

Single (SKU# 275-9103) ..... \$24.99  
6-Pc. Dealer Pack (SKU# 275-9104) ..... \$124.94 (Save \$25)



**Norfolk Southern Pennsylvania Modern Tank Car**

Single (SKU# 275-9105) ..... \$24.99  
6-Pc. Dealer Pack (SKU# 275-9106) ..... \$124.94 (Save \$25)



**Australian Gold® Single-Dome Tank Car**

Single (SKU# 279-4320) ..... \$24.99

# Beautiful BOXCARS



**Lighted Jack's Christmas Boxcar with Lights**

Single (SKU# 275-9153) ..... \$29.99



**Santa Fe Warbonnet**

Single (SKU# 275-9330) ..... \$24.99  
4-Pc. Dealer Pack (SKU# 275-9331) ..... \$84.96 (Save \$15)



**Santa Fe Bluebonnet**

Single (SKU# 275-9332) ..... \$24.99  
4-Pc. Dealer Pack (SKU# 275-9333) ..... \$84.96 (Save \$15)



# Beautiful BOXCARS

**NEW**  
IN 2024



## Union Pacific

Single (SKU# 275-9334) ..... \$24.99  
4-Pc. Dealer Pack (SKU# 275-9335) ..... \$84.96 (Save \$15)

**NEW**  
IN 2024



## Milwaukee Road

Single (SKU# 275-9340) ..... \$24.99  
4-Pc. Dealer Pack (SKU# 275-9341) ..... \$84.96 (Save \$15)

**NEW**  
IN 2024



## Chicago & North Western

Single (SKU# 275-9336) ..... \$24.99  
4-Pc. Dealer Pack (SKU# 275-9337) ..... \$84.96 (Save \$15)

**NEW**  
IN 2024



## Pennsylvania

Single (SKU# 275-9338) ..... \$24.99  
4-Pc. Dealer Pack (SKU# 275-9339) ..... \$84.96 (Save \$15)



## Rutland

Single (SKU# 275-9079) ..... \$24.99  
4-Pc. Dealer Pack (SKU# 275-9080) ..... \$84.96 (Save \$15)



## Southern (Multi-Colored)

Single (SKU# 275-9081) ..... \$24.99  
4-Pc. Dealer Pack (SKU# 275-9082) ..... \$84.96 (Save \$15)



## Rio Grande (Silver/Yellow)

Single (SKU# 275-9083) ..... \$24.99  
4-Pc. Dealer Pack (SKU# 275-9084) ..... \$84.96 (Save \$15)



## Reading (Burgundy)

Single (SKU# 275-9085) ..... \$24.99  
4-Pc. Dealer Pack (SKU# 275-9086) ..... \$84.96 (Save \$15)



## Norfolk Southern (Black)

Single (SKU# 275-9087) ..... \$24.99  
4-Pc. Dealer Pack (SKU# 275-9088) ..... \$84.96 (Save \$15)



## CSX (Gray)

Single (SKU# 275-9089) ..... \$24.99  
4-Pc. Dealer Pack (SKU# 275-9090) ..... \$84.96 (Save \$15)



## Canadian National (Gray)

Single (SKU# 275-9091) ..... \$24.99  
4-Pc. Dealer Pack (SKU# 275-9092) ..... \$84.96 (Save \$15)



## Detroit, Toledo & Ironton

Single (SKU# 275-9093) ..... \$24.99  
4-Pc. Dealer Pack (SKU# 275-9094) ..... \$84.96 (Save \$15)



## Frisco (Orange)

Single (SKU# 279-8734) ..... \$24.99  
4-Pc. Dealer Pack (SKU# 279-8735) ..... \$84.96 (Save \$15)



## CSX (Blue)

Single (SKU# 279-8736) ..... \$24.99  
4-Pc. Dealer Pack (SKU# 279-8737) ..... \$84.96 (Save \$15)



## Chicago & North Western (Burgundy)

Single (SKU# 279-8738) ..... \$24.99  
4-Pc. Dealer Pack (SKU# 279-8739) ..... \$84.96 (Save \$15)



## Southern Pacific

Single (SKU# 279-8742) ..... \$24.99  
4-Pc. Dealer Pack (SKU# 279-8743) ..... \$84.96 (Save \$15)



## Santa Fe (Green)

Single (SKU# 279-8744) ..... \$24.99  
4-Pc. Dealer Pack (SKU# 279-8745) ..... \$84.96 (Save \$15)



## Lehigh Valley (White)

Single (SKU# 279-8746) ..... \$24.99  
4-Pc. Dealer Pack (SKU# 279-8747) ..... \$84.96 (Save \$15)



# Beautiful BOXCARS



## Pennsylvania (Burgundy)

Single (SKU# 279-8748) ..... \$24.99  
4-Pc. Dealer Pack (SKU# 279-8749) .....\$84.96 (Save \$15)



## Transcontinental Peoria Way

Single (SKU# 279-5788) ..... \$24.99  
4-Pc. Dealer Pack (SKU# 279-5789) .....\$84.96 (Save \$15)



## Delaware & Hudson

Single (SKU# 279-5790) ..... \$24.99  
4-Pc. Dealer Pack (SKU# 279-5791) .....\$84.96 (Save \$15)



## Boston & Maine

Single (SKU# 279-5792) ..... \$24.99  
4-Pc. Dealer Pack (SKU# 279-5793) .....\$84.96 (Save \$15)



## Weathered Frisco

Single (SKU# 279-4416) ..... \$24.99  
4-Pc. Dealer Pack (SKU# 279-4417) .....\$84.96 (Save \$15)



## Ontario Northland

Single (SKU# 279-7100) ..... \$24.99  
4-Pc. Dealer Pack (SKU# 279-7101) .....\$84.96 (Save \$15)



## Chicago & Illinois Midland

Single (SKU# 279-7108) ..... \$24.99  
4-Pc. Dealer Pack (SKU# 279-7109) .....\$84.96 (Save \$15)



## Green Bay & Western (Green)

Single (SKU# 279-7114) ..... \$24.99  
4-Pc. Dealer Pack (SKU# 279-7115) .....\$84.96 (Save \$15)



## CP Rail (Red)

Single (SKU# 279-5255) ..... \$24.99  
4-Pc. Dealer Pack (SKU# 279-5256) .....\$84.96 (Save \$15)



## Grand Trunk Western

Single (SKU# 279-5259) ..... \$24.99  
4-Pc. Dealer Pack (SKU# 279-5260) .....\$84.96 (Save \$15)



## Frisco (Yellow)

Single (SKU# 279-5261) ..... \$24.99  
4-Pc. Dealer Pack (SKU# 279-5262) .....\$84.96 (Save \$15)



## Seaboard System

Single (SKU# 279-5265) ..... \$24.99  
4-Pc. Dealer Pack (SKU# 279-5266) .....\$84.96 (Save \$15)



## Rio Grande

Single (SKU# 279-5267) ..... \$24.99



## Virginian & Ohio

Single (SKU# 279-5333) ..... \$24.99  
4-Pc. Dealer Pack (SKU# 279-5334) .....\$84.96 (Save \$15)



## Doublemint® Gum

Single (SKU# 279-9147) ..... \$24.99  
4-Pc. Dealer Pack (SKU# 279-9148) .....\$84.96 (Save \$15)



## M&Ms® (Orange)

Single (SKU# 279-9145) ..... \$24.99  
4-Pc. Dealer Pack (SKU# 279-9146) .....\$84.96 (Save \$15)



## M&Ms® (Green)

Single (SKU# 279-8130) ..... \$24.99  
4-Pc. Dealer Pack (SKU# 279-8131) .....\$84.96 (Save \$15)



## M&Ms® (Light Blue)

Single (SKU# 279-8132) ..... \$24.99  
4-Pc. Dealer Pack (SKU# 279-8133) .....\$84.96 (Save \$15)



# Beautiful BOXCARS



**Weathered + Graffiti Southern**

Single (SKU# 279-5770) ..... \$24.99  
4-Pc. Dealer Pack (SKU# 279-5771) ..... \$84.96 (Save \$15)



**Weathered + Graffiti Burlington Northern**

Single (SKU# 279-5774) ..... \$24.99



**Weathered + Graffiti Santa Fe**

Single (SKU# 279-5776) ..... \$24.99  
4-Pc. Dealer Pack (SKU# 279-5777) ..... \$84.96 (Save \$15)



**Military (Camouflage)**

Single (SKU# 275-9342) ..... \$24.99  
4-Pc. Dealer Pack (SKU# 275-9343) ..... \$84.96 (Save \$15)



**U.S. Air Force Boxcar**

Single (SKU# 275-9172) ..... \$24.99  
4-Pc. Dealer Pack (SKU# 275-9173) ..... \$84.96 (Save \$15)



**U.S. Navy Boxcar**

Single (SKU# 275-9174) ..... \$24.99  
4-Pc. Dealer Pack (SKU# 275-9175) ..... \$84.96 (Save \$15)



**U.S. Marines Boxcar**

Single (SKU# 275-9176) ..... \$24.99  
4-Pc. Dealer Pack (SKU# 275-9177) ..... \$84.96 (Save \$15)



**U.S. Coast Guard Boxcar**

Single (SKU# 275-9178) ..... \$24.99  
4-Pc. Dealer Pack (SKU# 275-9179) ..... \$84.96 (Save \$15)



**U.S. Space Force Boxcar**

Single (SKU# 275-9180) ..... \$24.99  
4-Pc. Dealer Pack (SKU# 275-9181) ..... \$84.96 (Save \$15)



**Military Boxcar with Shells**

Single (SKU# 279-7848) ..... \$24.99



**Rosie the Riveter Commemorative Boxcar**

Single (SKU# 275-9055) ..... \$24.99  
4-Pc. Dealer Pack (SKU# 275-9056) ..... \$84.96 (Save \$15)



**Memphis Belle Commemorative Boxcar**

Single (SKU# 275-9057) ..... \$24.99  
4-Pc. Dealer Pack (SKU# 275-9058) ..... \$84.96 (Save \$15)



**D-Day Doll Commemorative Boxcar**

Single (SKU# 275-9059) ..... \$24.99  
4-Pc. Dealer Pack (SKU# 275-9060) ..... \$84.96 (Save \$15)



**Liberty Belle Commemorative Boxcar**

Single (SKU# 275-9061) ..... \$24.99  
4-Pc. Dealer Pack (SKU# 275-9062) ..... \$84.96 (Save \$15)



**Heavenly Body Commemorative Boxcar**

Single (SKU# 279-4442) ..... \$24.99



**Yellow Rose Commemorative Boxcar**

Single (SKU# 279-4444) ..... \$24.99



**Victory Girl Commemorative Boxcar**

Single (SKU# 279-4446) ..... \$24.99



**Hard to Get Commemorative Boxcar**

Single (SKU# 279-4448) ..... \$24.99

# Handsome HOPPERS

**NEW**  
IN 2024



## Chicago & North Western 2-Bay Covered Hopper

Single (SKU# 275-9315) ..... \$34.99  
4-Pc. Dealer Pack (SKU# 275-9316) ..... \$114.99 (Save \$24.97)

**NEW**  
IN 2024



## Milwaukee Road 2-Bay Covered Hopper

Single (SKU# 275-9317) ..... \$34.99  
4-Pc. Dealer Pack (SKU# 275-9318) ..... \$114.99 (Save \$24.97)

**NEW**  
IN 2024



## Pennsylvania Covered Hopper

Single (SKU# 275-9319) ..... \$34.99  
4-Pc. Dealer Pack (SKU# 275-9320) ..... \$114.99 (Save \$24.97)



## Canadian National ACF 2-Bay Covered Hopper

Single (SKU# 275-9230) ..... \$34.99  
4-Pc. Dealer Pack (SKU# 275-9231) ..... \$114.99 (Save \$24.97)



## Burlington Northern ACF 2-Bay Covered Hopper

Single (SKU# 275-9232) ..... \$34.99  
4-Pc. Dealer Pack (SKU# 275-9233) ..... \$114.99 (Save \$24.97)



## Union Pacific ACF 2-Bay Covered Hopper

Single (SKU# 275-9234) ..... \$34.99  
4-Pc. Dealer Pack (SKU# 275-9235) ..... \$114.99 (Save \$24.97)



## Weathered Union Pacific ACF 2-Bay Covered Hopper

Single (SKU# 275-9238) ..... \$34.99  
4-Pc. Dealer Pack (SKU# 275-9239) ..... \$114.99 (Save \$24.97)



## ACF 2-Bay Covered Hopper

Single (SKU# 275-9236) ..... \$34.99  
4-Pc. Dealer Pack (SKU# 275-9237) ..... \$114.99 (Save \$24.97)



## Weathered ACF 2-Bay Covered Hopper

Single (SKU# 275-9248) ..... \$34.99  
4-Pc. Dealer Pack (SKU# 275-9249) ..... \$114.99 (Save \$24.97)



## Pennsylvania Covered Hopper

Single (SKU# 279-9118) ..... \$24.99  
6-Pc. Dealer Pack (SKU# 279-9119) ..... \$124.94 (Save \$25)



## Western Pacific Covered Hopper

Single (SKU# 279-9124) ..... \$24.99  
6-Pc. Dealer Pack (SKU# 279-9125) ..... \$124.94 (Save \$25)



## New Haven Covered Hopper

Single (SKU# 279-9126) ..... \$24.99  
6-Pc. Dealer Pack (SKU# 279-9127) ..... \$124.94 (Save \$25)



## Milwaukee Road Covered Hopper

Single (SKU# 279-6973) ..... \$24.99  
6-Pc. Dealer Pack (SKU# 279-6974) ..... \$124.94 (Save \$25)



## Saskatchewan Covered Hopper (Burgundy)

Single (SKU# 279-6975) ..... \$24.99  
6-Pc. Dealer Pack (SKU# 279-6976) ..... \$124.94 (Save \$25)



## Delaware & Hudson Covered Hopper

Single (SKU# 279-5279) ..... \$24.99  
6-Pc. Dealer Pack (SKU# 279-5280) ..... \$124.94 (Save \$25)



## Alberta Covered Hopper

Single (SKU# 279-5271) ..... \$24.99  
6-Pc. Dealer Pack (SKU# 279-5272) ..... \$124.94 (Save \$25)



## Penn Central Covered Hopper

Single (SKU# 279-5277) ..... \$24.99  
6-Pc. Dealer Pack (SKU# 279-5278) ..... \$124.94 (Save \$25)



## Lehigh Valley Covered Hopper

Single (SKU# 279-6981) ..... \$24.99



# Handsome HOPPERS & Outstanding ORE CARS



## Seaboard System Coal Hopper

Single (SKU# 275-9186) ..... \$24.99  
6-Pc. Dealer Pack (SKU# 275-9187) ..... \$124.94 (Save \$25)



## Southern Coal Hopper

Single (SKU# 275-9190) ..... \$24.99  
6-Pc. Dealer Pack (SKU# 275-9191) ..... \$124.94 (Save \$25)



## Great Northern Coal Hopper

Single (SKU# 275-9192) ..... \$24.99  
6-Pc. Dealer Pack (SKU# 275-9193) ..... \$124.94 (Save \$25)



## Soo Line Coal Hopper

Single (SKU# 275-9194) ..... \$24.99  
6-Pc. Dealer Pack (SKU# 275-9195) ..... \$124.94 (Save \$25)



## Susquehanna Coal Hopper

Single (SKU# 279-8942) ..... \$24.99  
6-Pc. Dealer Pack (SKU# 279-8943) ..... \$124.94 (Save \$25)



## Norfolk & Western Coal Hopper

Single (SKU# 279-8950) ..... \$24.99  
6-Pc. Dealer Pack (SKU# 279-8951) ..... \$124.94 (Save \$25)



## New York Central Pacemaker Coal Hopper

Single (SKU# 279-8952) ..... \$24.99  
6-Pc. Dealer Pack (SKU# 279-8953) ..... \$124.94 (Save \$25)



## Frisco Coal Hopper

Single (SKU# 279-6276) ..... \$24.99  
6-Pc. Dealer Pack (SKU# 279-6277) ..... \$124.94 (Save \$25)



## Minneapolis & St. Louis Coal Hopper

Single (SKU# 279-6280) ..... \$24.99  
6-Pc. Dealer Pack (SKU# 279-6281) ..... \$124.94 (Save \$25)



## The Rock

Single (SKU# 279-6284) ..... \$24.99  
6-Pc. Dealer Pack (SKU# 279-6285) ..... \$124.94 (Save \$25)



## Starburst® Hopper\*

\*Candy not included

Single (SKU# 275-9149) ..... \$24.99  
4-Pc. Dealer Pack (SKU# 275-9150) ..... \$84.86 (Save \$15)



## Skittles® Hopper\*

\*Candy not included

Single (SKU# 279-8134) ..... \$24.99  
4-Pc. Dealer Pack (SKU# 279-8135) ..... \$84.86 (Save \$15)



## BNSF Ore Cars

2-Pc. (SKU# 275-9155) ..... \$34.99  
8-Pc. Dealer Pack (SKU# 275-9156) ... \$119.96 (Save \$20)



## New Haven Ore Cars

2-Pc. (SKU# 275-9157) ..... \$34.99  
8-Pc. Dealer Pack (SKU# 275-9158) ... \$119.96 (Save \$20)



## Chessie Ore Cars

2-Pc. (SKU# 275-9159) ..... \$34.99  
8-Pc. Dealer Pack (SKU# 275-9160) ... \$119.96 (Save \$20)



## Norfolk and Western Ore Cars

2-Pc. (SKU# 275-9161) ..... \$34.99  
8-Pc. Dealer Pack (SKU# 275-9162) ... \$119.96 (Save \$20)



## Canadian National Ore Cars

2-Pc. (SKU# 279-8557) ..... \$34.99  
8-Pc. Dealer Pack (SKU# 279-8558) ... \$119.96 (Save \$20)



## BNSF Ore Cars

2-Pc. (SKU# 279-8559) ..... \$34.99  
8-Pc. Dealer Pack (SKU# 279-8560) ... \$119.96 (Save \$20)

# Fantastic FLATCARS

10.5  
INCHES



## Union Pacific Flatcar w/ Modern Ram® Truck

Single (SKU# 279-9385) ..... \$24.99  
4-Pc. Dealer Pack (SKU# 279-9386) ..... \$84.96 (Save \$15)

10.5  
INCHES



## Air Force Flatcar w/ 1947 Air Force Power Wagon

Single (SKU# 279-9435) ..... \$24.99  
4-Pc. Dealer Pack (SKU# 279-9436) ..... \$84.96 (Save \$15)

10.5  
INCHES



## Military Flatcar w/ Military Truck

Single (SKU# 275-9127) ..... \$24.99

10.5  
INCHES



## Pennsylvania Flatcar w/ 1956 York County Dump Truck

Single (SKU# 279-9346) ..... \$24.99

10.5  
INCHES



## New York Central Flatcar w/ 1956 Fire Truck

Single (SKU# 279-8316) ..... \$24.99  
4-Pc. Dealer Pack (SKU# 279-8317) ..... \$84.96 (Save \$15)

10.5  
INCHES



## Military Flatcar w/ Military Van

Single (SKU# 279-3449) ..... \$24.99

10.5  
INCHES



## CSX Flatcar w/ Modern Ram® Truck

Single (SKU# 279-9387) ..... \$24.99  
4-Pc. Dealer Pack (SKU# 279-9388) ..... \$84.96 (Save \$15)

10.5  
INCHES



## Union Pacific Flatcar w/ 1957 Texaco® Sweepsite

Single (SKU# 279-9437) ..... \$24.99  
4-Pc. Dealer Pack (SKU# 279-9438) ..... \$84.96 (Save \$15)

10.5  
INCHES



## CC&W Flatcar w/ 1948 Cripple Creek Dairy Panel Truck

Single (SKU# 279-9401) ..... \$24.99

10.5  
INCHES



## Railway Express Flatcar w/ 1956 REA Truck

Single (SKU# 279-8312) ..... \$24.99  
4-Pc. Dealer Pack (SKU# 279-8313) ..... \$84.96 (Save \$15)

10.5  
INCHES



## Pennsylvania Flatcar w/ 1956 Sunoco® Fuel Truck

Single (SKU# 279-8318) ..... \$24.99  
4-Pc. Dealer Pack (SKU# 279-8319) ..... \$84.96 (Save \$15)

10.5  
INCHES



## Military Flatcar w/ Two Jeeps

Single (SKU# 279-3380) ..... \$24.99  
4-Pc. Dealer Pack (SKU# 279-3381) ..... \$84.65 (Save \$15)

10.5  
INCHES



## Military Flatcar w/ 1947 Military Power Wagon

Single (SKU# 279-9433) ..... \$24.99  
4-Pc. Dealer Pack (SKU# 279-9434) ..... \$84.96 (Save \$15)

10.5  
INCHES



## Pennsylvania Flatcar w/ 1957 Sunoco® Sweepsite

Single (SKU# 279-9439) ..... \$24.99  
4-Pc. Dealer Pack (SKU# 279-9440) ..... \$84.96 (Save \$15)

10.5  
INCHES



## DT&I Flatcar w/ 1948 Ford Panel Truck

Single (SKU# 279-6873) ..... \$24.99

10.5  
INCHES



## Union Pacific Flatcar w/ 1956 Texaco® Tow Truck

Single (SKU# 279-8314) ..... \$24.99  
4-Pc. Dealer Pack (SKU# 279-8315) ..... \$84.96 (Save \$15)

10.5  
INCHES



## CNW Flatcar w/ Kubota Tractor

Single (SKU# 279-3186) ..... \$24.99

10.5  
INCHES



## Military Flatcar w/ Half Track

Single (SKU# 279-3384) ..... \$29.99  
4-Pc. Dealer Pack (SKU# 279-3385) ..... \$99.96 (Save \$20)



# Fantastic FLATCARS

**10.5  
INCHES**



## 2-Pack Union Pacific Flatcars

2-Pc. (SKU# 279-9404) ..... \$24.99  
4-Pc. Dealer Pack (SKU# 279-9405) ..... \$84.96 (Save \$15)

**10.5  
INCHES**



## 2-Pack Pennsylvania Flatcars

2-Pc. (SKU# 279-9406) ..... \$24.99  
4-Pc. Dealer Pack (SKU# 279-9407) ..... \$84.96 (Save \$15)

**10.5  
INCHES**



## 2-Pack Burlington Northern

2-Pc. (SKU# 279-9408) ..... \$24.99  
4-Pc. Dealer Pack (SKU# 279-9409) ..... \$84.96 (Save \$15)

**10.5  
INCHES**



## 2-Pack Milwaukee Road Flatcars

2-Pc. (SKU# 279-9410) ..... \$24.99  
4-Pc. Dealer Pack (SKU# 279-9411) ..... \$84.96 (Save \$15)

**14.75  
INCHES**



## Canadian Pacific Flatcar

Single (SKU# 275-9036) ..... \$29.99  
4-Pc. Dealer Pack (SKU# 275-9037) ..... \$99.96 (Save \$20)

**14.75  
INCHES**



## CSX Flatcar

Single (SKU# 275-9038) ..... \$29.99  
4-Pc. Dealer Pack (SKU# 275-9039) ..... \$99.96 (Save \$20)

**14.75  
INCHES**



## Norfolk Southern Flatcar

Single (SKU# 275-9040) ..... \$29.99  
4-Pc. Dealer Pack (SKU# 275-9041) ..... \$99.96 (Save \$20)

**14.75  
INCHES**



## New York Central Flatcar

Single (SKU# 275-9042) ..... \$29.99  
4-Pc. Dealer Pack (SKU# 275-9043) ..... \$99.96 (Save \$20)

**14.75  
INCHES**



## Cripple Creek Cattle Car

Single (SKU# 275-9286) ..... \$39.99  
4-Pc. Dealer Pack (SKU# 275-9287) ..... \$139.96 (Save \$20)

**NEW  
IN 2024**

**14.75  
INCHES**



## Auto Carrier with 1948 Ford® Panel Trucks

Single (SKU# 279-3912) ..... \$49.99  
4-Pc. Dealer Pack (SKU# 279-3913) ..... \$179.96 (Save \$20)

**14.75  
INCHES**



## Auto Carrier with 1951 Ford® Trucks

Single (SKU# 279-3914) ..... \$49.99  
4-Pc. Dealer Pack (SKU# 279-3915) ..... \$179.96 (Save \$20)

**14.75  
INCHES**



## Florida East Coast Flatcar w/ Saturn V Rocket

Single (SKU# 275-9122) ..... \$39.99  
4-Pc. Dealer Pack (SKU# 275-9123) ..... \$139.96 (Save \$20)

**17.50  
INCHES**



## Corrugated Auto Carrier (Yellow)

Single (SKU# 279-9354) ..... \$39.99  
4-Pc. Dealer Pack (SKU# 279-9355) ..... \$129.96 (Save \$30)

**17.50  
INCHES**



## Corrugated Auto Carrier (Burgundy)

Single (SKU# 279-9356) ..... \$39.99  
4-Pc. Dealer Pack (SKU# 279-9357) ..... \$129.96 (Save \$30)

For more information and to order, visit **MENARDS.COM/TRAINS**



# Totally Tubular TRACK



## 30" Straight Tubular Track

Single (SKU# 279-3079) ..... \$4.99  
Case of 24 Pieces (SKU# 279-3465) ..... \$69.99



## 10" Straight Tubular Track

Single (SKU# 279-3078) ..... \$1.99  
Case of 24 Pieces (SKU# 279-3464) ..... \$37.99



## 0-31 Curve Tubular Track

Single (SKU# 279-3080) ..... \$2.99  
Case of 24 Pieces (SKU# 279-3466) ..... \$44.95



**8 PIECES PER  
36" DIAMETER CIRCLE**

## 0-36 Curve Tubular Track

Single (SKU# 279-3085) ..... \$2.99  
Case of 24 Pieces (SKU# 279-3469) ..... \$44.95



**12 PIECES PER  
42" DIAMETER CIRCLE**

## 0-42 Curve Tubular Track

Single (SKU# 279-3081) ..... \$2.99  
Case of 24 Pieces (SKU# 279-3467) ..... \$44.95



**16 PIECES PER  
54" DIAMETER CIRCLE**

## 0-54 Curve Tubular Track

Single (SKU# 279-3086) ..... \$3.49  
Case of 24 Pieces (SKU# 279-3470) ..... \$49.99



**16 PIECES PER  
72" DIAMETER CIRCLE**

## 0-72 Curve Tubular Track

Single (SKU# 279-3082) ..... \$3.99  
Case of 24 Pieces (SKU# 279-3468) ..... \$54.99



**16 PIECES PER  
96" DIAMETER CIRCLE**

## 0-96 Curve Tubular Track

Single (SKU# 279-3099) ..... \$3.99  
Case of 24 Pieces (SKU# 279-3471) ..... \$59.99



**ONE END MATES WITH FASTRACK™,  
ONE END MATES WITH TUBULAR TRACK!**

## FasTrack™ to Tubular Track Transition Piece

Single (SKU# 279-3867) ..... \$4.99  
2 Pieces (SKU# 279-3868) ..... \$9.99



**MADE FROM EXTRA  
STRONG HIGH TENSILE  
STRENGTH STEEL!**




Photo Courtesy of Our Friend  
Robert VerHoef from Leland, Iowa