


**RULE 280a.**




Clear to next interlocking

**RULE 280b.**



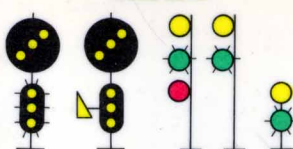
Approach Clear

**RULE 281.**



Clear

**RULE 281b.**




Approach Limited

CONRAIL

**SIGNAL ASPECTS**

"LW" Indicates lunar white

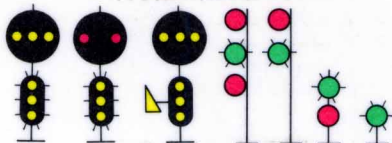
 Indicates flashing light

 Indicates a number plate

M


October 1, 1988

**RULE 281c.**




Limited Clear

**RULE 282.**




Approach Medium

**RULE 283.**




Medium Clear

**RULE 284.**



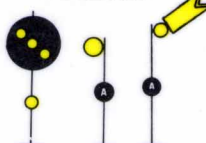
Approach Slow

**RULE 285.**




Approach

**RULE 285a.**



Approach Restricting

**RULE 286.**



Medium Approach

**RULE 287.**



Slow Clear

**RULE 288.**



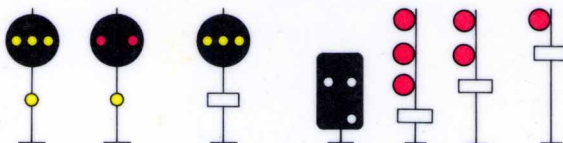
Slow Approach

**RULE 290.**




Restricting

**RULE 291.**



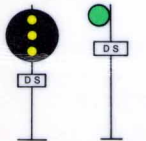
Stop and Proceed

**RULE 292.**



Stop Signal

**RULE 293.**



Switch Closed Signal

**RULE 293a.**



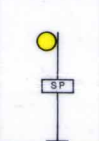
Switch Open Signal

**RULE 294.**



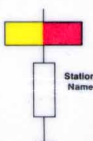
Clear Slide Detector Signal

**RULE 294a.**



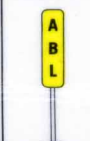
Slide Detector Signal

**RULE 295.**



Block-Limit

**RULE 295a.**



Approach Block-Limit

**RULE 296a.**



Approach Speed Limit Sign

**RULE 296b.**



Speed Limit Sign

**RULE 296c.**



Resume Speed Sign

**RULE 297.**



Approach Sign

**RULE 297a.**



Stop Sign



- RULE 280a.** **NAME:** Clear to next interlocking  
**INDICATION:** Trains without operative cab signals must proceed on fixed signal indication, not exceeding 79 MPH, and approach next interlocking signal prepared to stop.
- RULE 280b.** **NAME:** Approach Clear  
**INDICATION:** Proceed  
**NOTE:** Does not convey track information.
- RULE 281.** **NAME:** Clear  
**INDICATION:** Proceed
- RULE 281b.** **NAME:** Approach Limited  
**INDICATION:** Proceed approaching next signal at Limited Speed.
- RULE 281c.** **NAME:** Limited Clear  
**INDICATION:** Proceed; Limited Speed within interlocking limits and through turnouts.  
**NOTE:** In cab signal system territory with fixed automatic block signals, trains not equipped with operative cab signals must approach the next signal at Limited Speed.
- RULE 282** **NAME:** Approach Medium  
**INDICATION:** Proceed approaching next signal at Medium Speed.
- RULE 283.** **NAME:** Medium Clear  
**INDICATION:** Proceed; Medium Speed within interlocking limits and through turnouts.  
**NOTE:** In cab signal system territory with fixed automatic block signals, trains not equipped with operative cab signals must approach the next signal at Medium Speed.
- RULE 284.** **NAME:** Approach Slow  
**INDICATION:** Proceed approaching next signal at Slow Speed. Train exceeding Medium Speed must begin reduction to Medium Speed as soon as engine passes Approach Slow signal.
- RULE 285.** **NAME:** Approach  
**INDICATION:** Proceed prepared to stop at next signal. Train exceeding Medium Speed must begin reduction to Medium Speed as soon as engine passes Approach signal.
- RULE 285a.** **NAME:** Approach Restricting  
**INDICATION:** Proceed prepared to stop at hand-operated switches and at next signal. Train exceeding Medium Speed must begin reduction to Medium Speed as soon as engine passes Approach Restricting signal.  
**NOTE:** Does not convey block or track information.
- RULE 286.** **NAME:** Medium Approach  
**INDICATION:** Proceed at Medium Speed prepared to stop at next signal. Train exceeding Medium Speed must begin reduction to Medium Speed as soon as Medium Approach signal is clearly visible.
- RULE 287.** **NAME:** Slow Clear  
**INDICATION:** Proceed; Slow Speed within interlocking limits and through turnouts.  
**NOTE:** In cab signal system territory with fixed automatic block signals, trains not equipped with operative cab signals must, after leaving interlocking limits, approach the next signal at Medium Speed.
- RULE 288.** **NAME:** Slow Approach  
**INDICATION:** Proceed prepared to stop at next signal; Slow Speed within interlocking limits and through turnouts; then proceed at Medium Speed.
- RULE 290.** **NAME:** Restricting  
**INDICATION:** Proceed at Restricted Speed until entire train has passed a signal displaying a more favorable aspect or entered MBS territory.

- RULE 291.** **NAME:** Stop and Proceed  
**INDICATION:** Stop; then proceed at Restricted Speed until the entire train has passed a signal displaying a more favorable aspect or entered MBS territory.  
**NOTE:** Where, in addition to the number plate, a letter G, grade marker, is displayed as part of these aspects, freight trains may observe the signal as though it were Restricting, Rule 290.
- RULE 292.** **NAME:** Stop Signal  
**INDICATION:** Stop
- RULE 293.** **NAME:** Switch Closed Signal  
**INDICATION:** Proceed
- RULE 293a.** **NAME:** Switch Open Signal  
**INDICATION:** Proceed prepared to stop short of open switches.
- RULE 294.** **NAME:** Clear Slide Detector Signal  
**INDICATION:** Proceed; slide detector normal.
- RULE 294a.** **NAME:** Slide Detector Signal  
**INDICATION:** Approach actuated slide detector prepared to stop short of obstruction.
- RULE 295.** **NAME:** Block-Limit  
**INDICATION:** Limit of the block  
**NOTE:** Yellow signal to be placed next to track governed.
- RULE 295a.** **NAME:** Approach Block-Limit  
**INDICATION:** Proceed prepared to stop at next Block-Limit signal. Train exceeding Medium Speed must begin reduction to Medium Speed as soon as engine passes Approach Block-Limit signal.  
**NOTE:** Will not apply to trains authorized to pass the Block-Limit signal.
- RULE 296a.** **NAME:** Approach Speed Limit Sign  
**INDICATION:** Approach the Speed Limit Sign at a speed not exceeding speed shown on Approach Speed Limit Sign.  
**NOTE:** Where two sets of speed numerals are shown on the Approach Speed Limit Sign, the higher speed numerals apply to passenger trains, and the lower speed numerals apply to freight trains.
- RULE 296b.** **NAME:** Speed Limit Sign  
**INDICATION:** Proceed at speed shown on Approach Speed Limit Sign until entire train has passed Resume Speed Sign.
- RULE 296c.** **NAME:** Resume Speed Sign  
**INDICATION:** Resume speed after entire train has passed Resume Speed Sign.
- RULE 297.** **NAME:** Approach Sign  
**INDICATION:** Proceed at Medium Speed prepared to stop at Stop Sign. Trains exceeding Medium Speed must begin reduction to Medium Speed as soon as engine passes Approach Sign.
- RULE 297a.** **NAME:** Stop Sign  
**INDICATION:** Stop unless permission to proceed is received as prescribed by Rule 835.

## SPEEDS:

- NORMAL SPEED:** The maximum authorized speed
- LIMITED SPEED:** For passenger trains, not exceeding forty-five (45) miles per hour; for freight trains, not exceeding forty (40) miles per hour
- MEDIUM SPEED:** Not exceeding thirty (30) miles per hour
- SLOW SPEED:** Not exceeding fifteen (15) miles per hour
- RESTRICTED SPEED:** Prepared to stop within one-half the range of vision, short of of train, obstruction, or switch improperly lined, looking out for broken rail, but not exceeding twenty (20) miles per hour outside interlocking limits, nor fifteen (15) miles per hour within interlocking limits. Speed applies to entire movement.  
(On Conrail Trains other than passenger trains and Track Cars, must not exceed 15 miles per hour).