


















## ATLAS O TRACK COMPONENTS

Quantity		Description/Number
1		1.25-inch straight (6015)
4		1.75-inch straight (6052)
2		4.5-inch straight (6051)
7		5.5-inch straight (6053)
41		10-inch straight (6050)
1		custom-cut straight
12		0-45 curve (6045)
6		0-45 curve, 7.5-degree (6046)
2		0-54 curve, 11.25-degree (6061)
12		0-54 curve, 22.5-degree (6060)
1		0-63 curve, 22.5-degree (6064)
4		0-45 left-hand turnout (6085)
3		0-45 right-hand turnout (6086)
3		0-54 left-hand turnout (6070)
2		0-54 right-hand turnout (6071)
7		track bumper (6040)
1		90-degree crossing (6080)